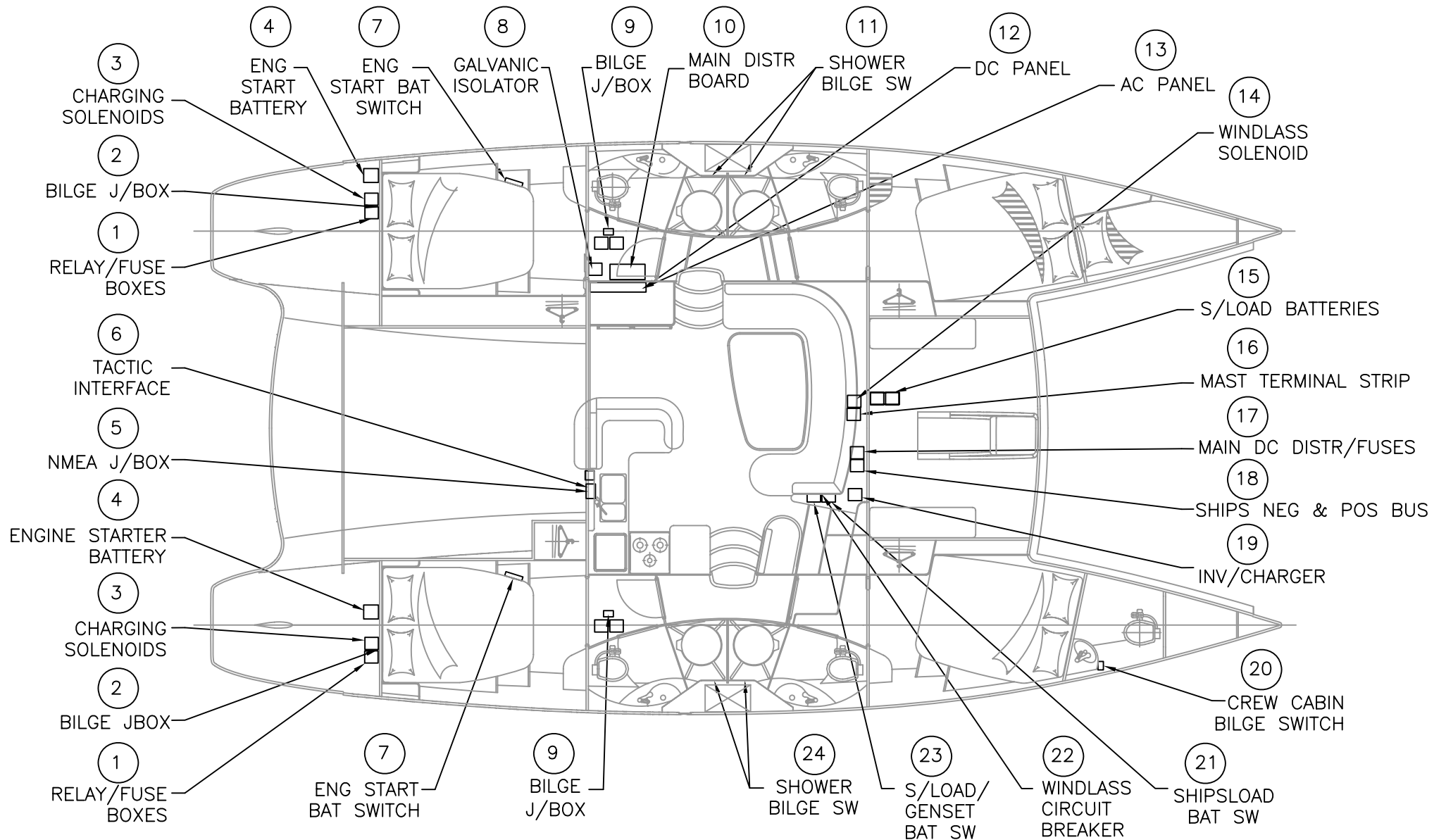



Ref.	Applicable Boats	Description	Stock Code	QTY
5D	L46 ALL	DOOR FRAME F/PEAK L46 SOLID (PORT) BEECH+WILDCHERRY STAIN	DRFRM FPK L46	2

◀ Return to Assembly Page


L46 ELECTRICAL RETICULATION





Ref.	Applicable Boats	Description	Stock Code	QTY
1	L46 ALL	FUSE BOX L46 ENGINE ROOM C/W SINGLE RELAY + 2X FUSES 20A	FSBX L46 ENGRM	2

[Return to Assembly Page](#)



Ref.	Applicable Boats	Description	Stock Code	QTY
2	L46 ALL	JUNCTION BOX ENGINE ROOM BILGE	JBX ERBLG	2

◀ Return to Assembly Page




Ref.	Applicable Boats	Description	Stock Code	QTY
3	L46 ALL	SOLENOID 12V COLE HERSEE 24059	SLND CH24059	2

◀ Return to Assembly Page

PICTURE TO FOLLOW

Ref.	Applicable Boats	Description	Stock Code	QTY
4	L46 ALL	BATTERY EXIDE 12V 96AH #FRR2 LEAD ACID	BAT EXD 12V 96A	2

◀ Return to Assembly Page



Ref.	Applicable Boats	Description	Stock Code	QTY
5	L46 ALL	NMEA JUNCTION BOX	JBX NMEA	1

◀ Return to Assembly Page



Ref.	Applicable Boats	Description	Stock Code	QTY
6	L46 ALL	TACTIC WIRELESS INTERFACE	TCT INTFC	1

[Return to Assembly Page](#)




Ref.	Applicable Boats	Description	Stock Code	QTY
7	L46 ALL	BATTERY ISOLATOR SWITCH L45/1 BLUE SEAS #9003	BAT ISOSW L45/1	1
21	L46 ALL	BATTERY ISOLATOR SWITCH L45/1 BLUE SEAS #9003	BAT ISOSW L45/1	1
23	L46 ALL	BATTERY ISOLATOR SWITCH L45/1 BLUE SEAS #9003	BAT ISOSW L45/1	1

◀ Return to Assembly Page




Ref.	Applicable Boats	Description	Stock Code	QTY
8	L46 ALL	GALVANIC ISOLATOR PROSAFE 30A PROFESSIONAL MARINER #22033	GLVNCISLTR22033	1

[Return to Assembly Page](#)



Ref.	Applicable Boats	Description	Stock Code	QTY
9	L46 ALL	JUNCTION BOX MAIN BILGE	JBX MNBLG	2

[Return to Assembly Page](#)



Ref.	Applicable Boats	Description	Stock Code	QTY
10	L46 ALL	DISTRIBUTION BOARD L46 AC/DC STANDARD BAREBOAT 110/220/12V	DSTR L46 ACDC S	1

[Return to Assembly Page](#)



Ref.	Applicable Boats	Description	Stock Code	QTY
11	L46 ALL	BILGE SWITCH WHITE	BLGSW WHITE	1
24	L46 ALL	BILGE SWITCH WHITE	BLGSW WHITE	1

[Return to Assembly Page](#)



Ref.	Applicable Boats	Description	Stock Code	QTY
13	L46 ALL	SWITCHPANEL 120VAC L42 11-BRKR BASS #90-8267RC1	SWPNL L42 AC	1

◀ Return to Assembly Page



Ref.	Applicable Boats	Description	Stock Code	QTY
14	L46 ALL	WINDLASS SOLENOID QUICK #T501 12V 1500W	WND QKST501	1

◀ Return to Assembly Page

PICTURE TO FOLLOW

Ref.	Applicable Boats	Description	Stock Code	QTY
15	L46 ALL	BATTERY EXIDE 12V 180AH #F696 LEAD ACID	BAT EXD 12V180A	2

◀ Return to Assembly Page




Ref.	Applicable Boats	Description	Stock Code	QTY
16	L46 ALL	MAST TERMINAL STRIP	MST TMN STRP	1

◀ Return to Assembly Page



Ref.	Applicable Boats	Description	Stock Code	QTY
17	L46 ALL	FL-T-BLOCK	FUSE BLK5118	2
	L46 ALL	FL-T-250A FUSE BLUE SEA #5118	FUSE BS5118	2

◀ Return to Assembly Page



Ref.	Applicable Boats	Description	Stock Code	QTY
18	L46 ALL	BUS BAR (POSITIVE & NEGATIVE) SET=6 INCL 50X8 LUG, 4XBUS BARS, 50MM DIA CABLE	BUS BR	2

◀ Return to Assembly Page



Ref.	Applicable Boats	Description	Stock Code	QTY
19	L46 ALL	BATTERY CHARGER 40AMP VICTRON CENTAUR 12/40 #CCH012040000 (OPT EXTRA)	BTRCHG CE12/40	1

◀ Return to Assembly Page



Ref.	Applicable Boats	Description	Stock Code	QTY
20	L46 ALL	BILGE SWITCH RED	BLGSW RED	1

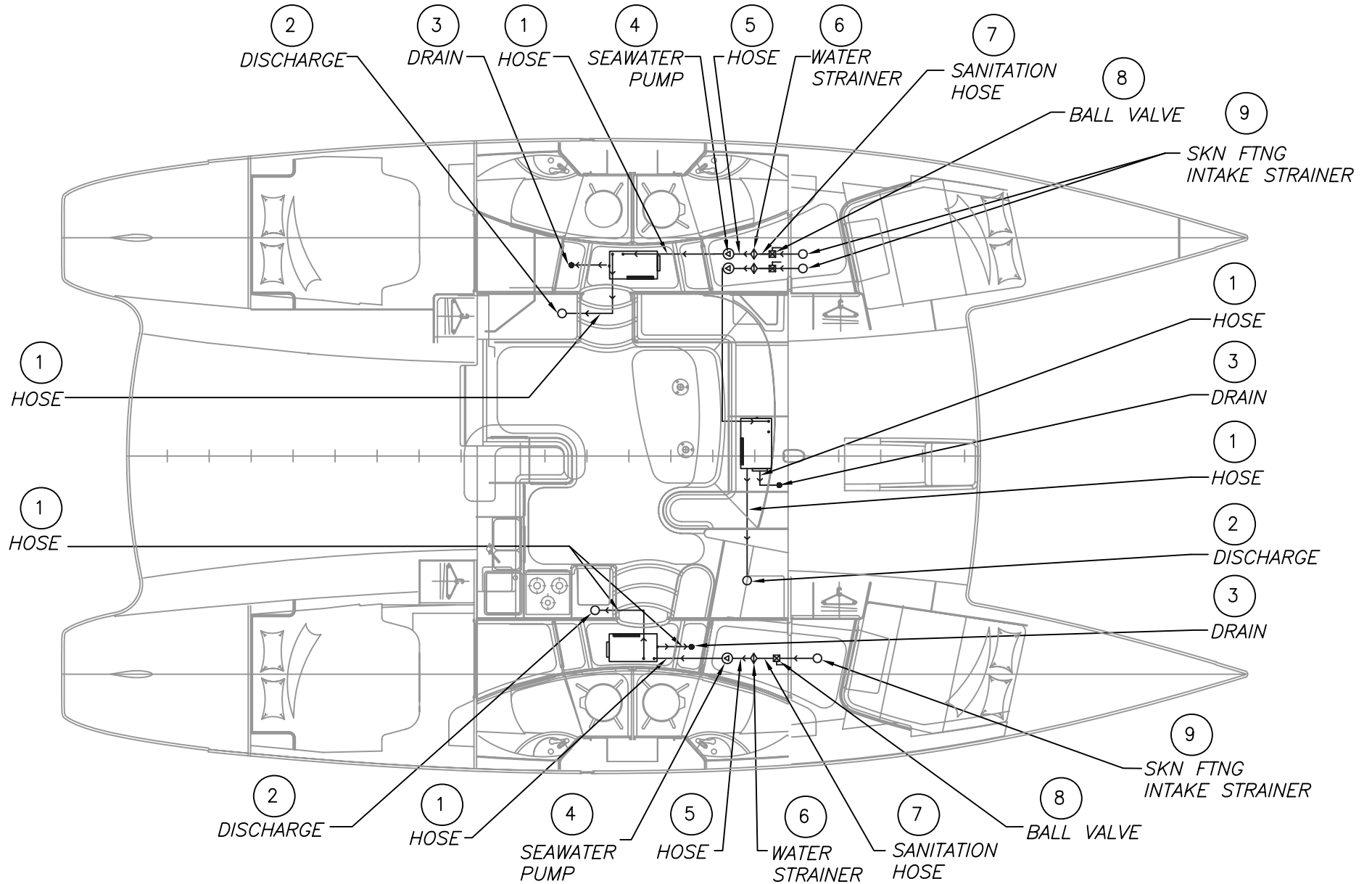
[◀ Return to Assembly Page](#)



Ref.	Applicable Boats	Description	Stock Code	QTY
22	L46 ALL	WINDLASS CIRCUIT BREAKER	WND CRCT BRK	1

◀ Return to Assembly Page

L46 AIRCON SYSTEM - SHEET 2 - WATER SUPPLY/RETURN





Ref.	Applicable Boats	Description	Stock Code	QTY
1	L46 ALL	HOSE PVC REINFORCED 15MM (PACKING = 30M ROLL)	HSPVC15	m

◀ Return to Assembly Page



Click here for Elbow


Ref.	Applicable Boats	Description	Stock Code	QTY
2	L46 ALL	SKIN FITTING SCOOP 1"BSP ECS #39646	SKN FTNG E39646	3

[Return to Assembly Page](#)



Ref.	Applicable Boats	Description	Stock Code	QTY
2A	L46 ALL	ELBOW 1"BSP FOR 19MM HOSE ECS #39621	ELB E39621	3

◀ Return to Assembly Page



Ref.	Applicable Boats	Description	Stock Code	QTY
3	L46 ALL	SKIN FITTING NYLON 16MM INS WHALE#SF5018 (ALT TODD902219)	SKN FTNG NY 16I	3

[Return to Assembly Page](#)



Ref.	Applicable Boats	Description	Stock Code	QTY
3A	L46 ALL	INSERT FEMALE ELBOW 16MM NYLON	INSFMELB16	3

◀ Return to Assembly Page



Click here for insert elbow

Ref.	Applicable Boats	Description	Stock Code	QTY
4	L46 ALL	SEAWATER PUMP 115V 50/60HZ CRUISAIR #PMA500	CR PMA500	3

◀ Return to Assembly Page



Ref.	Applicable Boats	Description	Stock Code	QTY
4A	L46 ALL	INSERT FEMALE ELBOW 15MM NYLON	INSFMELB15	3

◀ Return to Assembly Page



Click here for Elbow

Ref.	Applicable Boats	Description	Stock Code	QTY
6	L46 ALL	WATER STRAINER INLINE 1" GROCO #WSB1000	WTRSTR WSB1000	3

Return to Assembly Page




Ref.	Applicable Boats	Description	Stock Code	QTY
6A	L46 ALL	INSERT MALE ELBOW 25MM NYLON	INSMLELB25	6

[Return to Assembly Page](#)



Ref.	Applicable Boats	Description	Stock Code	QTY
5	L46 ALL	HOSE PVC WIRE REINFORCED 25MM HELISTEEL	HSPVCWR25	m

◀ Return to Assembly Page



Ref.	Applicable Boats	Description	Stock Code	QTY
7	L46 ALL	HOSE SANITATION 1" I.D.XHD TRIDENT #148-1000 VAC 100FTROL	HSSN TRID XHD25	m

[Return to Assembly Page](#)



Ref.	Applicable Boats	Description	Stock Code	QTY
8	L46 ALL	BALL VALVE BRONZE 25MM FPT ENOL BASIC	VLV BLL BZ 25F	3

◀ Return to Assembly Page



Ref.	Applicable Boats	Description	Stock Code	QTY
9	L46 ALL	SKN FTNG INTAKE STRAINER 1"BRASS MAESTRINI #0050	SKN FTNG STR1	3

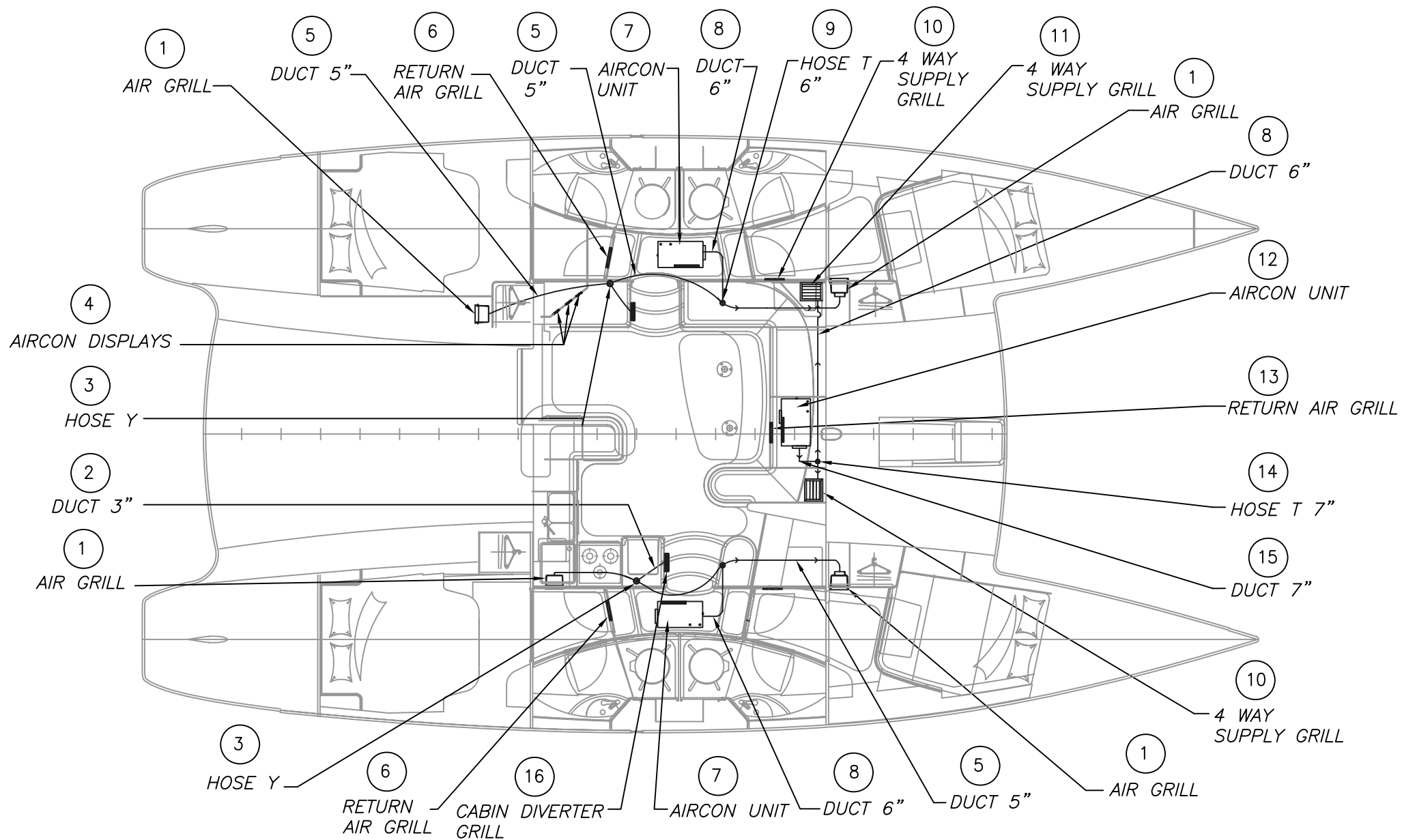
[Return to Assembly Page](#)



Ref.	Applicable Boats	Description	Stock Code	QTY
9A	L46 ALL	ELBOW BRASS MALE/FEMALE 1"THREADED (VETUS #ELBMF1)	ELB BS MF1	3

◀ Return to Assembly Page

L46 AIRCON SYSTEM - SHEET 1 - AIR SUPPLY/RETURN





[Click here for Transition Box](#)

[Click here for Oval Hose Ring](#)

Ref.	Applicable Boats	Description	Stock Code	QTY
1	L46 ALL	10X8 CHERRY 2WAY SUP GRIL+DMPR SATIN VARNISH MSI #VMLC108SP	MS VMLC108SP	4

[Return to Assembly Page](#)



Ref.	Applicable Boats	Description	Stock Code	QTY
1A	L46 ALL	10X8 TRANSITION BOX MSI #TB108	MS TB108	4

◀ Return to Assembly Page



Ref.	Applicable Boats	Description	Stock Code	QTY
1B	L46 ALL	5IN OVAL HOSE RING MSI #HR50	MS HR50	4

◀ Return to Assembly Page



Ref.	Applicable Boats	Description	Stock Code	QTY
2	L46 ALL	DURA-VENT 3IN X 25FT GK-M HOSE INSULATED MSI #DV-GKM3	MS DV-GKM3	m

◀ Return to Assembly Page



Ref.	Applicable Boats	Description	Stock Code	QTY
3	L46 ALL	HOSE Y 5IN INLET - 5,3 OUTLETS MSI #HY533	MS HY553	2

◀ Return to Assembly Page



Click here for Control Cable

Ref.	Applicable Boats	Description	Stock Code	QTY
4	L46 ALL	DISPLAY SMXIR BLACK 3/4 DOOR CRUISAIR #SMXIRB	CR SMXIRB	3

Return to Assembly Page




Ref.	Applicable Boats	Description	Stock Code	QTY
4A	L46 ALL	CONTROL CABLE AIRCON L38	CCBLAC 6CR/8.0M	3

[Return to Assembly Page](#)




Ref.	Applicable Boats	Description	Stock Code	QTY
5	L46 ALL	DURA-VENT 5IN X 25FT GK-M HOSE INSULATED MSI #DV-GKM5	MS DV-GKM5	m

◀ Return to Assembly Page



Ref.	Applicable Boats	Description	Stock Code	QTY
6	L46 ALL	GRILL AIRCON S/S L46	GRLAC L46	2

◀ Return to Assembly Page



Ref.	Applicable Boats	Description	Stock Code	QTY
7	L46 ALL	STOWAWAY V SMXII ROT-COMP 115V 50/60HZ 12,000BTU CRUISAIR	CR SXR12	2

◀ Return to Assembly Page



Ref.	Applicable Boats	Description	Stock Code	QTY
8	L46 ALL	DURA-VENT 6IN X 25FT GK-M HOSE INSULATED MSI #DV-GKM6	MS DV-GKM6	m

◀ Return to Assembly Page




Ref.	Applicable Boats	Description	Stock Code	QTY
9	L46 ALL	HOSE T 6IN INLET - 5,5 OUTLETS MSI #HT655	MS HT655	m

◀ Return to Assembly Page



Ref.	Applicable Boats	Description	Stock Code	QTY
10	L46 ALL	14X7 CHERRY RETURN AIR GRILL SATIN VARNISH MSI #RAC147SP	MS RAC 147SP	2

◀ Return to Assembly Page



[Click here for Transition Box](#)

[Click here for Oval Hose Ring](#)

Ref.	Applicable Boats	Description	Stock Code	QTY
11	L46 ALL	10X8 CHERRY 4 WAY SUPPLY GRILL	MS VHC108SP	2

[Return to Assembly Page](#)



Ref.	Applicable Boats	Description	Stock Code	QTY
11A	L46 ALL	10X8 TRANSITION BOX MSI #TB108	MS TB108	2

◀ Return to Assembly Page



Ref.	Applicable Boats	Description	Stock Code	QTY
11B	L46 ALL	6IN OVAL HOSE RING MSI #HR60	MS HR60	2

◀ Return to Assembly Page



Ref.	Applicable Boats	Description	Stock Code	QTY
12	L46 ALL	STOWAWAY V SMXII ROT-COMP 115V 50/60HZ 16,000BTU CRUISAIR	CR SXR16	1

◀ Return to Assembly Page



Ref.	Applicable Boats	Description	Stock Code	QTY
13	L46 ALL	16X9 CHERRY RETURN AIR GRILL SATIN VARNISH MSI #RAC169SP	MS RAC169SP	1

◀ Return to Assembly Page



Ref.	Applicable Boats	Description	Stock Code	QTY
14	L46 ALL	HOSE T 7IN INLET - 6,6 OUTLETS MSI #HT766	MS HT766	m

◀ Return to Assembly Page



Ref.	Applicable Boats	Description	Stock Code	QTY
15	L46 ALL	DURA-VENT 7IN X 25FT GK-M HOSE INSULATED MSI #DV-GKM7	MS DV-GKM7	m

[Return to Assembly Page](#)



[Click here for Transition Box](#)

[Click here for Oval Hose Ring](#)

Ref.	Applicable Boats	Description	Stock Code	QTY
16	L46 ALL	8X4 CHERRY 4 WAY SUPPLY GRILL SATIN VARNISH MSI #VHC84SP	MS VHC84SP	2

[Return to Assembly Page](#)



Ref.	Applicable Boats	Description	Stock Code	QTY
16A	L46 ALL	8X4 TRANSITION BOX MSI #TB84	MS TB84	2

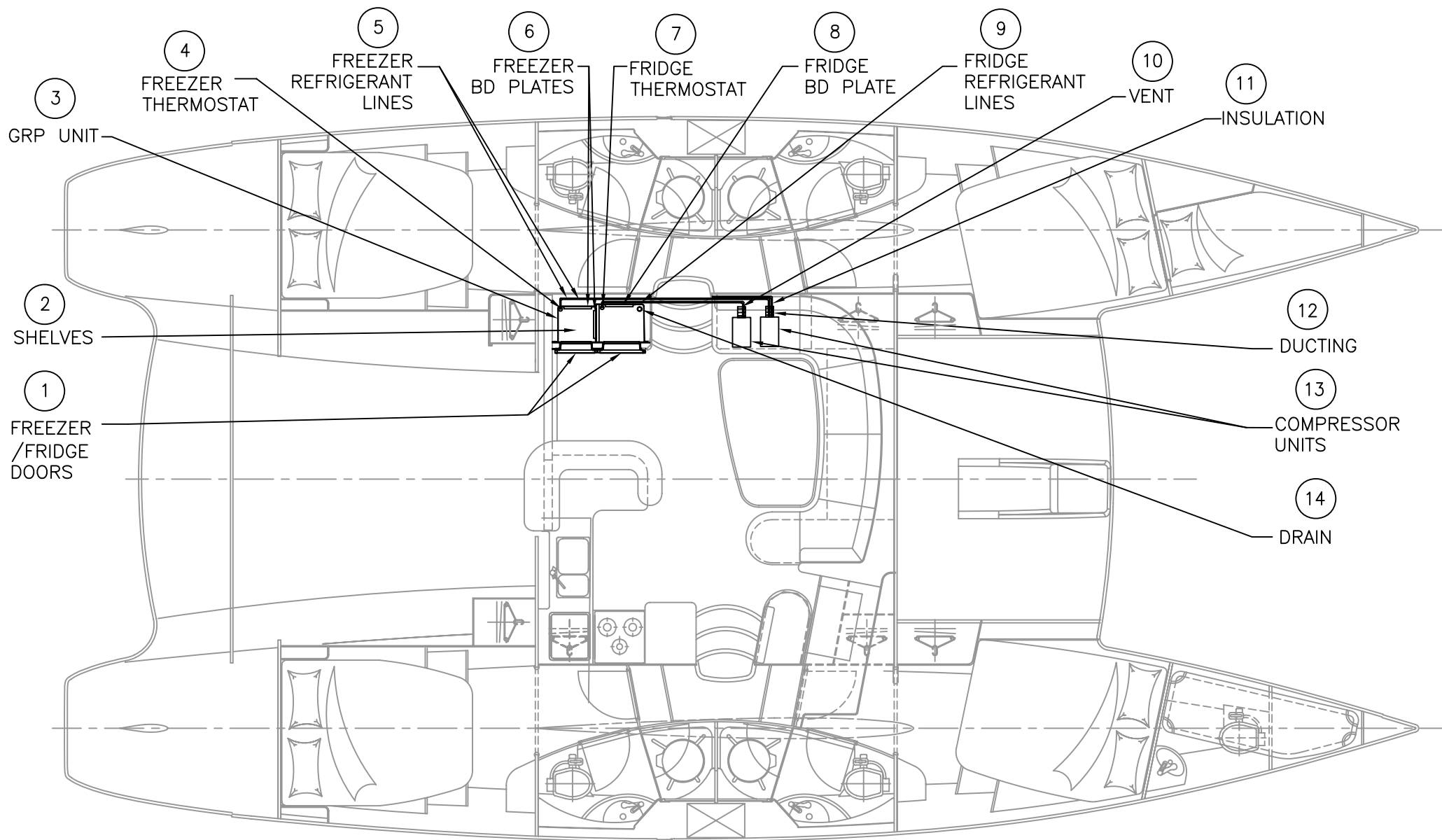
◀ Return to Assembly Page



Ref.	Applicable Boats	Description	Stock Code	QTY
16B	L46 ALL	HOSE RING, ROUND 3IN MSI #HR3	MS HR3	2

[Return to Assembly Page](#)

L46 FRIDGE FREEZER SYSTEM





Click here for the Butt Hinge

Click here for the Fridge Door Frame

Click here for the Fridge Door Frame Gasket


Click here the Fridge/Freezer Door Handle

Click here for the Freezer Door Frame

Click here for the Freezer Door Frame Gasket

Ref.	Applicable Boats	Description	Stock Code	QTY
1	L46 ALL	FRIDGE DOOR L46 COMPLETE	FRG DR L46	1
	L46 ALL	FREEZER DOOR L46 COMPLETE	FRZR DR L46	1

[Return to Assembly Page](#)



Ref.	Applicable Boats	Description	Stock Code	QTY
1A	L46 ALL	FREEZR DOOR HINGE 30X100MM FRIGONAUTICA #000014	FRZRHNG 0001108	4

◀ Return to Assembly Page




Ref.	Applicable Boats	Description	Stock Code	QTY
1B	L46 ALL	FRIDGE DOOR FASCIA S/S L40 (WIDTH = 470MM)	RFRG DR FSC L40	1

[Return to Assembly Page](#)



Ref.	Applicable Boats	Description	Stock Code	QTY
1C	L46 ALL	FRIDGE GASKET L40 WHITE LONGLIP 445X593MM NO MAGNETS	RFRG GSKT L40	1

◀ Return to Assembly Page




Ref.	Applicable Boats	Description	Stock Code	QTY
1D	L46 ALL	FREEZR DOOR HANDL FRIGONAUTICA #000056 +3PLUGS + KEEP (SET=5)	FRZRHNDL0001002	2

◀ Return to Assembly Page



Ref.	Applicable Boats	Description	Stock Code	QTY
1E	L46 ALL	FREEZER DOOR FASCIA S/S L40 (WIDTH = 410MM)	FRZR DR FSC L40	1

[◀ Return to Assembly Page](#)




Ref.	Applicable Boats	Description	Stock Code	QTY
1F	L46 ALL	FREEZER GASKET L40 WHITE LONGLIP 385X593MM (NO MAGNETS)	FRZR GSKT L40	4


◀ Return to Assembly Page



FRIDGE TOP SHELVES



FREEZER TOP SHELVES




FRIDGE BOTTOM SHELVES



FREEZER BOTTOM SHELVES


Ref.	Applicable Boats	Description	Stock Code	QTY
2	L46 ALL	FRIDGE/FREEZER SHELVES S/S L46 (SET = 4)	RFRG SHLVS L46	1

[Return to Assembly Page](#)



Ref.	Applicable Boats	Description	Stock Code	QTY
3	L46 ALL	GRP FRIDGE/FREEZER UNIT L46	GRP FRGFR L46	1

◀ Return to Assembly Page



Ref.	Applicable Boats	Description	Stock Code	QTY
4	L46 ALL	THERMOSTAT SEA FROST	THMSTAT L46	1
7	L46 ALL	THERMOSTAT SEA FROST	THMSTAT L46	1

◀ Return to Assembly Page



Ref.	Applicable Boats	Description	Stock Code	QTY
5	L46 ALL	FREEZER REFRIGERANT LINES L46(SET OF 2 = 5/16" LINE + 1/8" LINE)	RFGR LN FRZR L46	1

[◀ Return to Assembly Page](#)



Ref.	Applicable Boats	Description	Stock Code	QTY
6	L46 ALL	SEA FROST BD PLATES FREEZER (SET=2)	FRZR BD PLTS	1

◀ Return to Assembly Page



Ref.	Applicable Boats	Description	Stock Code	QTY
8	L46 ALL	SEA FROST BD PLATE FRIDGE	FRDGE BD PLT	1

◀ Return to Assembly Page



Ref.	Applicable Boats	Description	Stock Code	QTY
9	L46 ALL	FRIDGE REFRIGERANT LINES L46(SET OF 2 = 5/16" LINE + 1/8" LINE)	RFGR LN FRDG L46	1

◀ Return to Assembly Page



Ref.	Applicable Boats	Description	Stock Code	QTY
10	L46 ALL	4IN ROUND DAMPER VENT BLACK MSI #R4ABK	MS R4ABK	2

◀ Return to Assembly Page



Ref.	Applicable Boats	Description	Stock Code	QTY
11	L46 ALL	INSULATION 3/8"	INSL 3/8 L46	SET

◀ Return to Assembly Page




Ref.	Applicable Boats	Description	Stock Code	QTY
12	L46 ALL	DUCT PVC DIA 100MM	DCTPVC100	M

◀ Return to Assembly Page



Ref.	Applicable Boats	Description	Stock Code	QTY
13	L46 ALL	SEA FROST CONDENSING UNIT 12V	FRZR SF L46	2


[Return to Assembly Page](#)



Click here for Hose
(Not Shown)

Ref.	Applicable Boats	Description	Stock Code	QTY
14	L46 ALL	SINKWASTE STRAIGHT 3/4" W/PLUG ECS#3540 WITH PLASTIC TOP	SNK WST ECS3540	1

Return to Assembly Page



Click here for Hose Clamp (Not Shown)

Click here for Skin Fitting (Not Shown)

Ref.	Applicable Boats	Description	Stock Code	QTY
14A	L46 ALL	HOSE PVC REINFORCED 20MM (PACKING = 30M ROLL)	HSPVC20	M

[Return to Assembly Page](#)



Ref.	Applicable Boats	Description	Stock Code	QTY
15A	L46 ALL	HOSE CLAMP S/S GSS8 14-27MM	HSCLMPS08.JPG	4

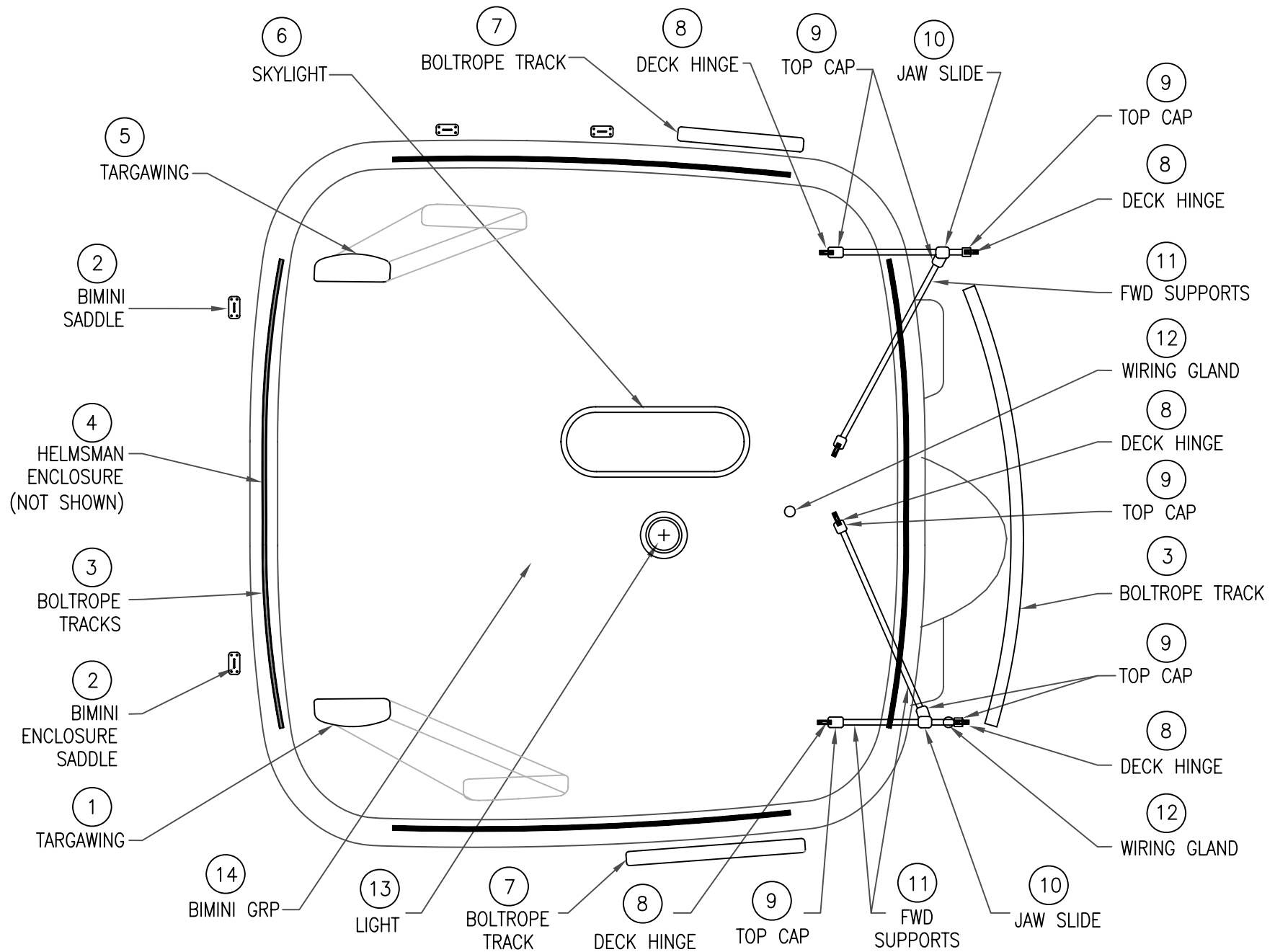
[◀ Return to Assembly Page](#)



Ref.	Applicable Boats	Description	Stock Code	QTY
15B	L46 ALL	SKIN FITTING SCOOP 1"BSP ECS #39646	SKN FTNG E39646	1

◀ Return to Assembly Page

L46 BIMINI & BIMINI SCREEN






Ref.	Applicable Boats	Description	Stock Code	QTY
1	L46 ALL	L46 HELM TARGAWING RIGHT	TRGA WNG RT L46	1

◀ Return to Assembly Page



Ref.	Applicable Boats	Description	Stock Code	QTY
2	L46 ALL	HELMSMAN COMPLETE ENCLOSURE: CURTAIN LUGS, SADDLES & SCREWS	HLMSMN ENCL L46	SET
4C	L46 ALL	HELMSMAN COMPLETE ENCLOSURE: CURTAIN LUGS, SADDLES & SCREWS	HLMSMN ENCL L46	SET

◀ Return to Assembly Page



Ref.	Applicable Boats	Description	Stock Code	QTY
3	L46 ALL	BIMINI TRACK DRILLD+ANDISD L46 FIT TO FLYBRIDGE HARDTOP-SET=5	BMNI TRKHTF L46	SET

◀ Return to Assembly Page



[Click here for Clear Canvas](#)

[Click here for Opaque Canvas](#)

[Click here for Fittings and Screws \(Not Shown\)](#)


Ref.	Applicable Boats	Description	Stock Code	QTY
4	L46 ALL	HELMSMAN COMPLETE ENCLOSURE OPTIONAL EXTRA	HLMSMN ENCL L46	SET

[Return to Assembly Page](#)



Ref.	Applicable Boats	Description	Stock Code	QTY
4A	L46 ALL	HELMSMAN COMPLETE ENCLOSURE: 3X OPAQUE CANVAS	HLMSMN ENCL L46	SET

[◀ Return to Assembly Page](#)



Ref.	Applicable Boats	Description	Stock Code	QTY
4B	L46 ALL	HELMSMAN COMPLETE ENCLOSURE: CLEAR CANVAS, 2X WHITE BOLTROPE TRACKS, 4X ZIPS	HLMSMN ENCL L46	SET
7	L46 ALL	HELMSMAN COMPLETE ENCLOSURE: CLEAR CANVAS, 2X WHITE BOLTROPE TRACKS, 4X ZIPS	HLMSMN ENCL L46	SET

[Return to Assembly Page](#)




Ref.	Applicable Boats	Description	Stock Code	QTY
5	L46 ALL	L46 HELM TARGAWING LEFT	TRGA WNG LF L46	1

◀ Return to Assembly Page



Ref.	Applicable Boats	Description	Stock Code	QTY
6	L46 ALL	BIMINI SKYSCREEN: ALTUGLAS 12MM GREY #100-16026	ACRYL 12 16026	1

◀ Return to Assembly Page



Ref.	Applicable Boats	Description	Stock Code	QTY
8	L46 ALL	BIMINI 90DEG S/S DECK HINGE #50-75821	BMNI 23-661041	6

[Return to Assembly Page](#)




Ref.	Applicable Boats	Description	Stock Code	QTY
9	L46 ALL	BIMINI TOP CAP (MOORINGS SUP) #999-114TOP	BMNI MS TPCP	8

◀ Return to Assembly Page



Ref.	Applicable Boats	Description	Stock Code	QTY
10	L46 ALL	BIMINI JAW SLIDE(MOORINGS SUP) #999-114JAW	BMNI MS JWSLD	2

◀ Return to Assembly Page



Ref.	Applicable Boats	Description	Stock Code	QTY
11	L46 ALL	HARDTOP FWD SUPPORTS S/S L46 FLYBRIDGE (SET = 4)	HTSPF L46FB	SET

◀ Return to Assembly Page



Ref.	Applicable Boats	Description	Stock Code	QTY
12	L46 ALL	GLAND FOR CABLE DIA 6MM/9MM AAA11593	GLND AAA11593	2

◀ Return to Assembly Page



Ref.	Applicable Boats	Description	Stock Code	QTY
13	L46 ALL	LIGHT AQUASIGNAL ATLANTA 12V #3107150	LT AQUA 3107150	1

[Return to Assembly Page](#)

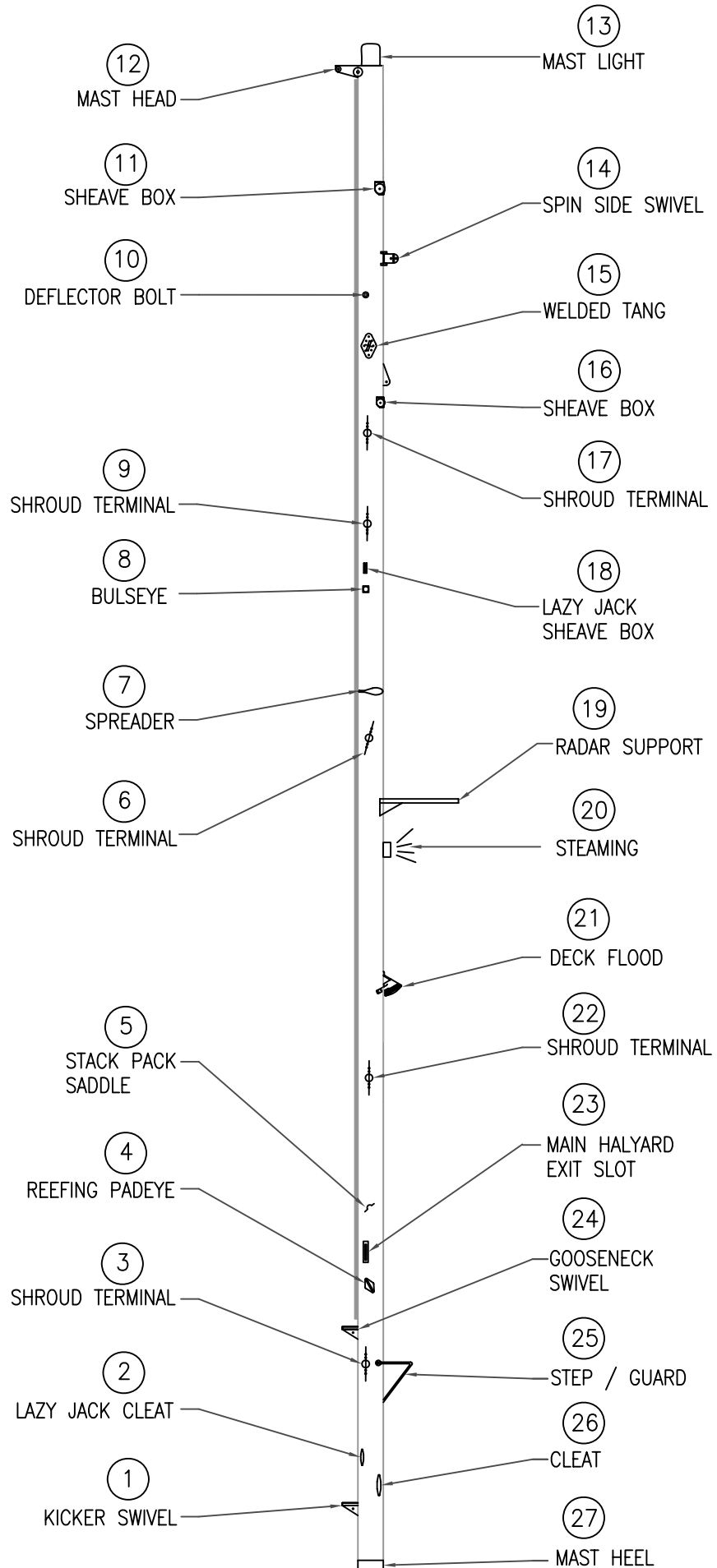



Ref.	Applicable Boats	Description	Stock Code	QTY
14	L46 ALL	BIMINI HARDTOP GRP	BIMINI HTP GRP	1

◀ Return to Assembly Page

L46 MAST

SHEET 1





Ref.	Applicable Boats	Description	Stock Code	QTY
1	L46 ALL	KICKER SWIVEL ASSEMBLY L46	KCK SWV AS	1

◀ Return to Assembly Page



Ref.	Applicable Boats	Description	Stock Code	QTY
2	L46 ALL	SMALL BG CLEAT 150MM: LAZY JACK CLEAT	CLT BG SM	1

[Return to Assembly Page](#)



Ref.	Applicable Boats	Description	Stock Code	QTY
3	L46 ALL	COUNTERPLATE FOR "T" TERMINAL 10MM (SHROUDS)	CNTRPLT T 10MM	1
6	L46 ALL	COUNTERPLATE FOR "T" TERMINAL 10MM (SHROUDS)	CNTRPLT T 10MM	1
17	L46 ALL	COUNTERPLATE FOR "T" TERMINAL 10MM (SHROUDS)	CNTRPLT T 10MM	1

◀ Return to Assembly Page



Ref.	Applicable Boats	Description	Stock Code	QTY
4	L46 ALL	REEFING PAD EYE	RFING PDEYE	1

[◀ Return to Assembly Page](#)



Ref.	Applicable Boats	Description	Stock Code	QTY
5	L46 ALL	STACK PACK LARGE BG SADDLE	LG BG SDLE	1

◀ Return to Assembly Page



Ref.	Applicable Boats	Description	Stock Code	QTY
7	L46 ALL	SPREADER L46 : SPARCRAFT	SPRDR L46	SET

◀ Return to Assembly Page



Ref.	Applicable Boats	Description	Stock Code	QTY
8	L46 ALL	BULLSEYE LAZY JACK	BLSEYE	1

◀ Return to Assembly Page



Ref.	Applicable Boats	Description	Stock Code	QTY
9	L46 ALL	COUNTERPLATE FOR "T" TERMINAL 7MM (SHROUDS)	CNTRPLT T 7MM	1
22	L46 ALL	COUNTERPLATE FOR "T" TERMINAL 7MM (SHROUDS)	CNTRPLT T 7MM	1

[◀ Return to Assembly Page](#)




Ref.	Applicable Boats	Description	Stock Code	QTY
10	L46 ALL	DEFLECTOR PIN 20 DIA	DFLCT PIN 20	1

◀ Return to Assembly Page



Ref.	Applicable Boats	Description	Stock Code	QTY
11	L46 ALL	SHEAVEBOX	SHVEBX	1
16	L46 ALL	SHEAVEBOX	SHVEBX	1

◀ Return to Assembly Page




CLICK HERE FOR MAIN HALYARD SHEAVES

CLICK HERE FOR MAIN HALYARD PIN

Ref.	Applicable Boats	Description	Stock Code	QTY
12	L46 ALL	MASTHEAD	N/A	1

[Return to Assembly Page](#)



Ref.	Applicable Boats	Description	Stock Code	QTY
12A	L46 ALL	SHEAVES MAIN HALYARD L46	SHVE MNHLYD	2

◀ Return to Assembly Page



Ref.	Applicable Boats	Description	Stock Code	QTY
12B	L46 ALL	221 PIN MAIN HALYARD	221 PIN	2

◀ Return to Assembly Page



Ref.	Applicable Boats	Description	Stock Code	QTY
13	L46 ALL	MASTHEAD NAV LIGHT BLACK	NVLT MST L46	1

◀ Return to Assembly Page



Ref.	Applicable Boats	Description	Stock Code	QTY
14	L46 ALL	SPIN SIDE SWIVEL	NVLT MST L46	1

◀ Return to Assembly Page




Ref.	Applicable Boats	Description	Stock Code	QTY
15	L46 ALL	WELDED TANG	TANG L46	1

◀ Return to Assembly Page



Ref.	Applicable Boats	Description	Stock Code	QTY
18	L46 ALL	LAZY JACK SHEAVEBOX	LZYJCK SHVEBX	1

◀ Return to Assembly Page



Ref.	Applicable Boats	Description	Stock Code	QTY
19	L46 ALL	RADAR SUPPORT FRAME	RDAR SPPRT	1

[◀ Return to Assembly Page](#)



[CLICK HERE FOR STEAMING LIGHT GUARD RAIL \(NOT SHOWN\)](#)

Ref.	Applicable Boats	Description	Stock Code	QTY
20	L46 ALL	STEAMING LIGHT L46	STM LIGHT	1

[Return to Assembly Page](#)



Ref.	Applicable Boats	Description	Stock Code	QTY
20A	L46 ALL	STEAMING LIGHT GUARD RAIL	STM LIGHT GRDRL	1

◀ Return to Assembly Page




Ref.	Applicable Boats	Description	Stock Code	QTY
21	L46 ALL	DECK FLOOD LIGHT	DCK FLD LGT	1

◀ Return to Assembly Page



Ref.	Applicable Boats	Description	Stock Code	QTY
23	L46 ALL	HALYARD EXIT SLOT	HLY EXT SLT	1


[Return to Assembly Page](#)



CLICK HERE FOR
GOOSENECK BLOCK

Ref.	Applicable Boats	Description	Stock Code	QTY
24	L46 ALL	GOOSENECK SWIVEL ASSEMBLY L46	GSKN SWV AS	1

◀ Return to Assembly Page



Ref.	Applicable Boats	Description	Stock Code	QTY
24A	L46 ALL	GOOSENECK BLOCK L46	GSKN SWV AS	1

[◀ Return to Assembly Page](#)




Ref.	Applicable Boats	Description	Stock Code	QTY
25	L46 ALL	WINCH STEP/GUARD	STEPGRD	1

◀ Return to Assembly Page



Ref.	Applicable Boats	Description	Stock Code	QTY
26	L46 ALL	LARGE BG CLEAT 200MM	CLT BG LG	1

◀ Return to Assembly Page

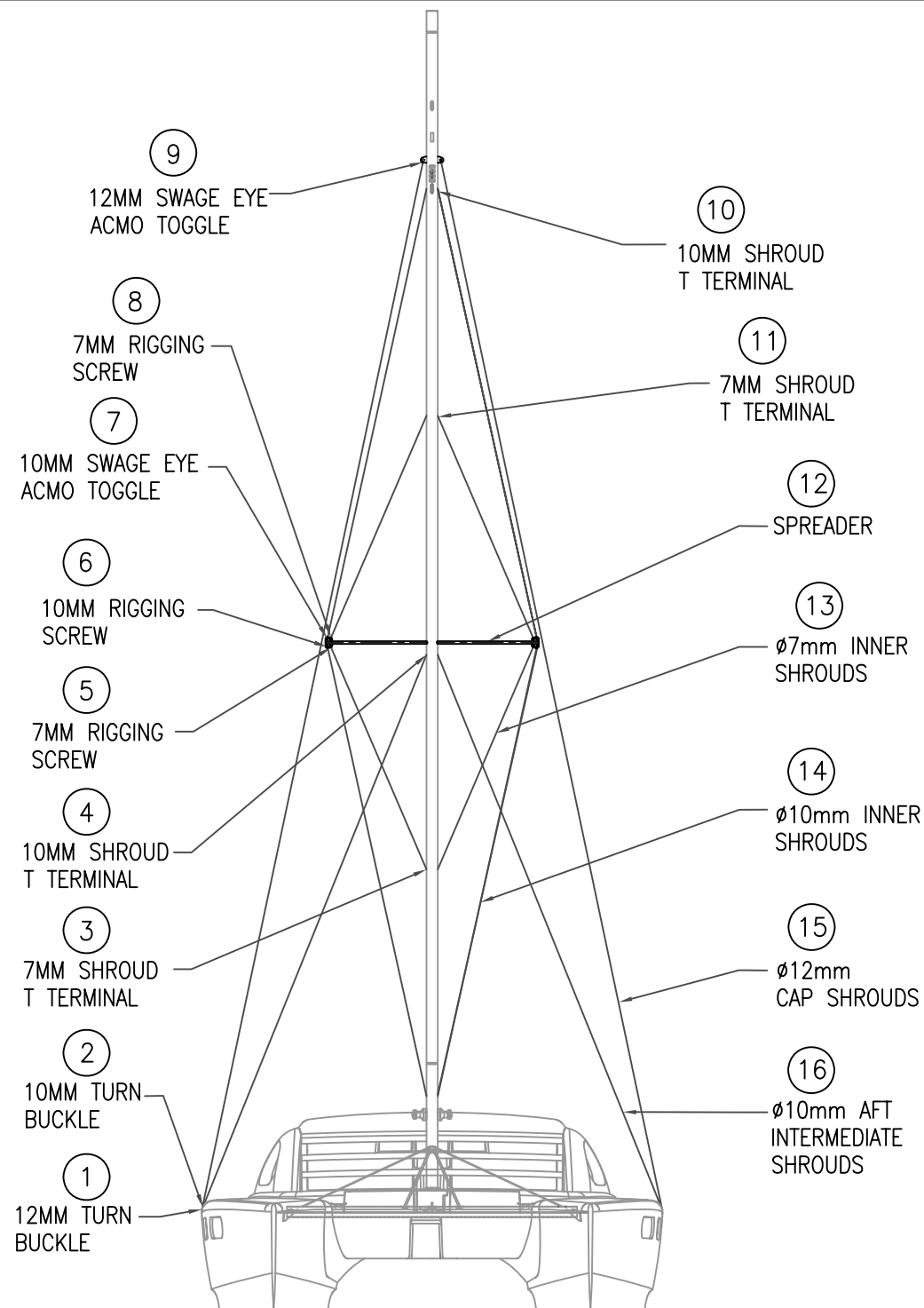


Ref.	Applicable Boats	Description	Stock Code	QTY
27	L46 ALL	MAST HEEL L46	MST HEEL L46	1

◀ Return to Assembly Page

L46 RIGGING

SHEET 2





Ref.	Applicable Boats	Description	Stock Code	QTY
1	L46 ALL	NORSEMAN FITTING, TURNBUCKLE & TOGGLE 12MM	TNBCKL 12	2

◀ Return to Assembly Page



Ref.	Applicable Boats	Description	Stock Code	QTY
2	L46 ALL	NORSEMAN FITTING, TURNBUCKLE & TOGGLE 10MM	TNBCKL 10	2

◀ Return to Assembly Page



Ref.	Applicable Boats	Description	Stock Code	QTY
3	L46 ALL	T TERMINAL 7MM	T TRMNL 7	2

◀ Return to Assembly Page



Ref.	Applicable Boats	Description	Stock Code	QTY
4	L46 ALL	T TERMINAL10MM	T TRMNL 10	2

◀ Return to Assembly Page



Ref.	Applicable Boats	Description	Stock Code	QTY
5	L46 ALL	FIXED TOGGLE WITH SWAGE STUD RIGGING SCREW 7MM	RGNG SCW 7	2

◀ Return to Assembly Page



Ref.	Applicable Boats	Description	Stock Code	QTY
6	L46 ALL	FIXED TOGGLE WITH SWAGE STUD RIGGING SCREW 10MM	RGNG SCW 10	2

[◀ Return to Assembly Page](#)




Ref.	Applicable Boats	Description	Stock Code	QTY
7	L46 ALL	SWAGE EYE INTO ACMO TOGGLE 10MM	SWGE TGGL 7	2

◀ Return to Assembly Page



Ref.	Applicable Boats	Description	Stock Code	QTY
8	L46 ALL	FIXED TOGGLE WITH SWAGE STUD RIGGING SCREW 7MM	RGNG SCW 7	2

◀ Return to Assembly Page



Ref.	Applicable Boats	Description	Stock Code	QTY
9	L46 ALL	SWAGE EYE INTO ACMO TOGGLE12MM	SWGE TGGL 12	2

◀ Return to Assembly Page



Ref.	Applicable Boats	Description	Stock Code	QTY
10	L46 ALL	T TERMINAL 10MM	T TRMNL 10	2

[Return to Assembly Page](#)



Ref.	Applicable Boats	Description	Stock Code	QTY
11	L46 ALL	T TERMINAL 7MM	T TRMNL 7	2

[◀ Return to Assembly Page](#)



Ref.	Applicable Boats	Description	Stock Code	QTY
12	L46 ALL	SPREADER L46 : SPARCRAFT	SPRDR L46	SET

[◀ Return to Assembly Page](#)



Ref.	Applicable Boats	Description	Stock Code	QTY
13	L46 ALL	DYFORM DIA 7MM: INNER SHROUDS	DYFM 7	M

◀ Return to Assembly Page



Ref.	Applicable Boats	Description	Stock Code	QTY
14	L46 ALL	10MM DYFORM: INNER SHROUDS	SHRD 10MM	M

◀ Return to Assembly Page



Ref.	Applicable Boats	Description	Stock Code	QTY
15	L46 ALL	12MM DYFORM: CAP SHROUDS	SHRD 10MM	M

◀ Return to Assembly Page

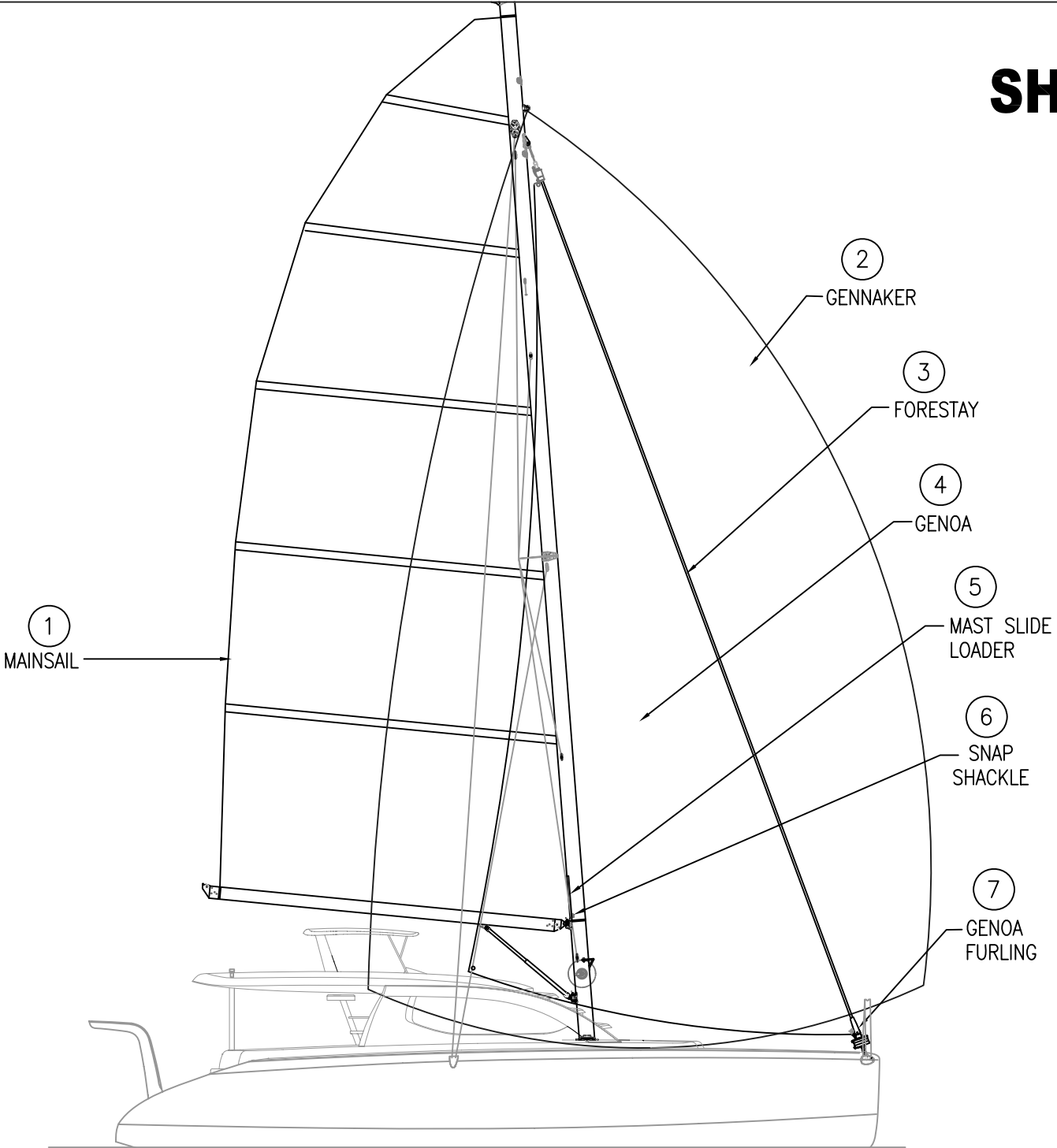


Ref.	Applicable Boats	Description	Stock Code	QTY
16	L46 ALL	10MM DYFORM: AFT INTERMEDIATE SHROUDS	SHRD 10MM	M

◀ Return to Assembly Page

L46 SAILS

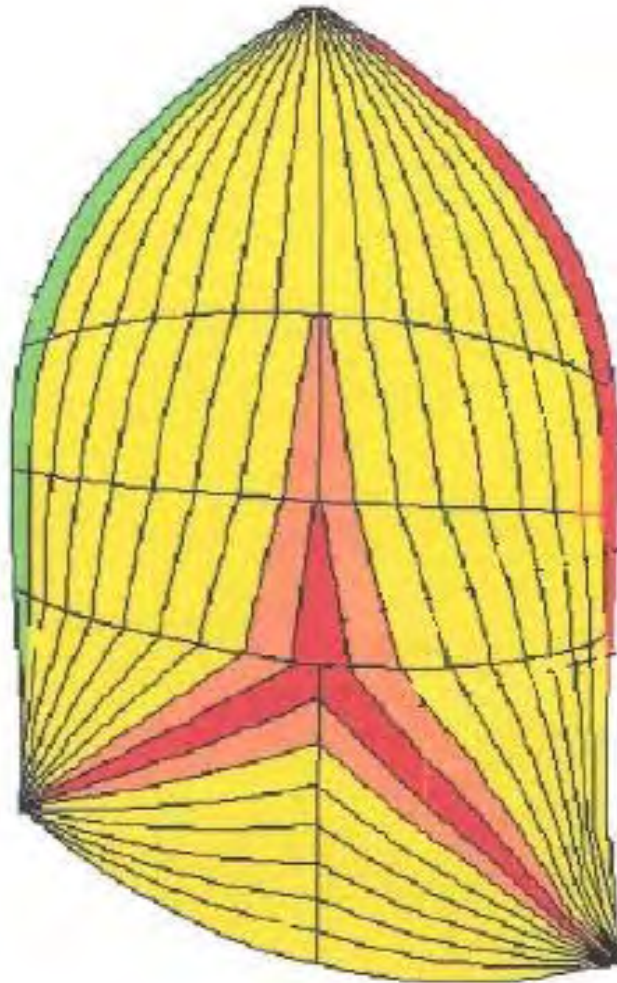
SHEET 3






Ref.	Applicable Boats	Description	Stock Code	QTY
1	L46 ALL	SAIL L46 MAIN	SAIL L46 MN	1

[Return to Assembly Page](#)



Ref.	Applicable Boats	Description	Stock Code	QTY
2	L46 ALL	GENNAKER STD 1.5OZ L46 C/W DOUSING SOCK	GNNKR L46	1

◀ Return to Assembly Page



Ref.	Applicable Boats	Description	Stock Code	QTY
3	L46 ALL	FORESTAY 12MM DYFORM : SPAR CRAFT	DYFRM 12MM	M

◀ Return to Assembly Page



Ref.	Applicable Boats	Description	Stock Code	QTY
4	L46 ALL	GENOA: QUANTUM SAILS	GENOA L46	1

[Return to Assembly Page](#)



Ref.	Applicable Boats	Description	Stock Code	QTY
5	L46 ALL	MAST SLIDE LOADER ANTAL 602421	ANTL602421LDR	SET

[◀ Return to Assembly Page](#)



Ref.	Applicable Boats	Description	Stock Code	QTY
6	L46 ALL	SNAPSHACKLE WICHARD #2472	SNPSHCKL WD2472	2

◀ Return to Assembly Page

CLICK HERE FOR
FURLER ONLY

CLICK HERE FOR
FITTINGS ONLY



Ref.	Applicable Boats	Description	Stock Code	QTY
7	L46 ALL	SAIL L46 GENOA FURLER	SAIL L46 GO	1

[Return to Assembly Page](#)



Ref.	Applicable Boats	Description	Stock Code	QTY
7B	L46 ALL	GENOA FURLER	SAIL L46 GO	SET

◀ Return to Assembly Page

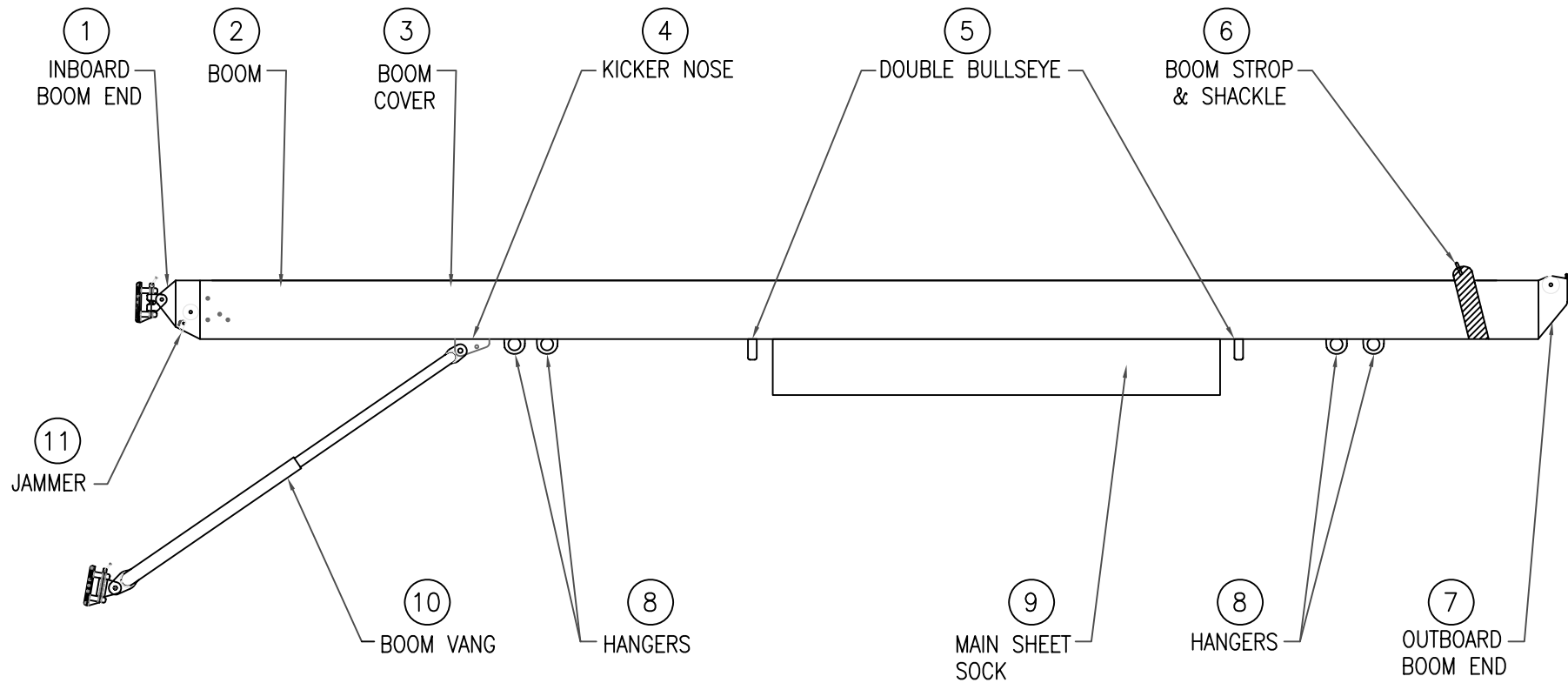



Ref.	Applicable Boats	Description	Stock Code	QTY
7A	L46 ALL	FURLER FITTINGS	SAIL L46 GO	SET

[Return to Assembly Page](#)

L46 BOOM

SHEET 4





**CLICK HERE FOR SHEAVES
(NOT SHOWN)**

Ref.	Applicable Boats	Description	Stock Code	QTY
1	L46 ALL	BOOM INBOARD END	BM INEND	1

[◀ Return to Assembly Page](#)



Ref.	Applicable Boats	Description	Stock Code	QTY
1A	L46 ALL	BOOM INBOARD END SHEAVES	INEND SHVES	3

◀ Return to Assembly Page




Ref.	Applicable Boats	Description	Stock Code	QTY
2	L46 ALL	BOOM: SPAR CRAFT	BOOM L46	1

◀ Return to Assembly Page



Ref.	Applicable Boats	Description	Stock Code	QTY
3	L46 ALL	SAIL L46 STACKPACK	SAIL L46 ST	1

[◀ Return to Assembly Page](#)



Ref.	Applicable Boats	Description	Stock Code	QTY
4	L46 ALL	KICKER NOSE PIECE	KCK NOSE L46	1

[◀ Return to Assembly Page](#)



DOUBLE BULLSEYE


Ref.	Applicable Boats	Description	Stock Code	QTY
5	L46 ALL	DOUBLE BULLSEYE BLOCK	BLSEYE DBL	2

[◀ Return to Assembly Page](#)



Ref.	Applicable Boats	Description	Stock Code	QTY
6	L46 ALL	WEBBING STROP WITH 11MM SHACKLE	BM STRP	1


[◀ Return to Assembly Page](#)



**CLICK HERE FOR SHEAVES
(NOT SHOWN)**

Ref.	Applicable Boats	Description	Stock Code	QTY
7	L46 ALL	BOOM OUTBOARD END	BM OUTEND	1

[Return to Assembly Page](#)



Ref.	Applicable Boats	Description	Stock Code	QTY
7A	L46 ALL	MAIN BOOM TOPPING LIFT SHEAVE	TPNG LFT SHVE	4

◀ Return to Assembly Page



Ref.	Applicable Boats	Description	Stock Code	QTY
8	L46 ALL	HANGERS L46 SPARCRAFT	HNGRS L46	4

◀ Return to Assembly Page



Ref.	Applicable Boats	Description	Stock Code	QTY
9	L46 ALL	MAIN SHEET SOCK L46	MN SHT SOCK	1

◀ Return to Assembly Page



Ref.	Applicable Boats	Description	Stock Code	QTY
10	L46 ALL	BOOM VANG	BM VANG L46	1

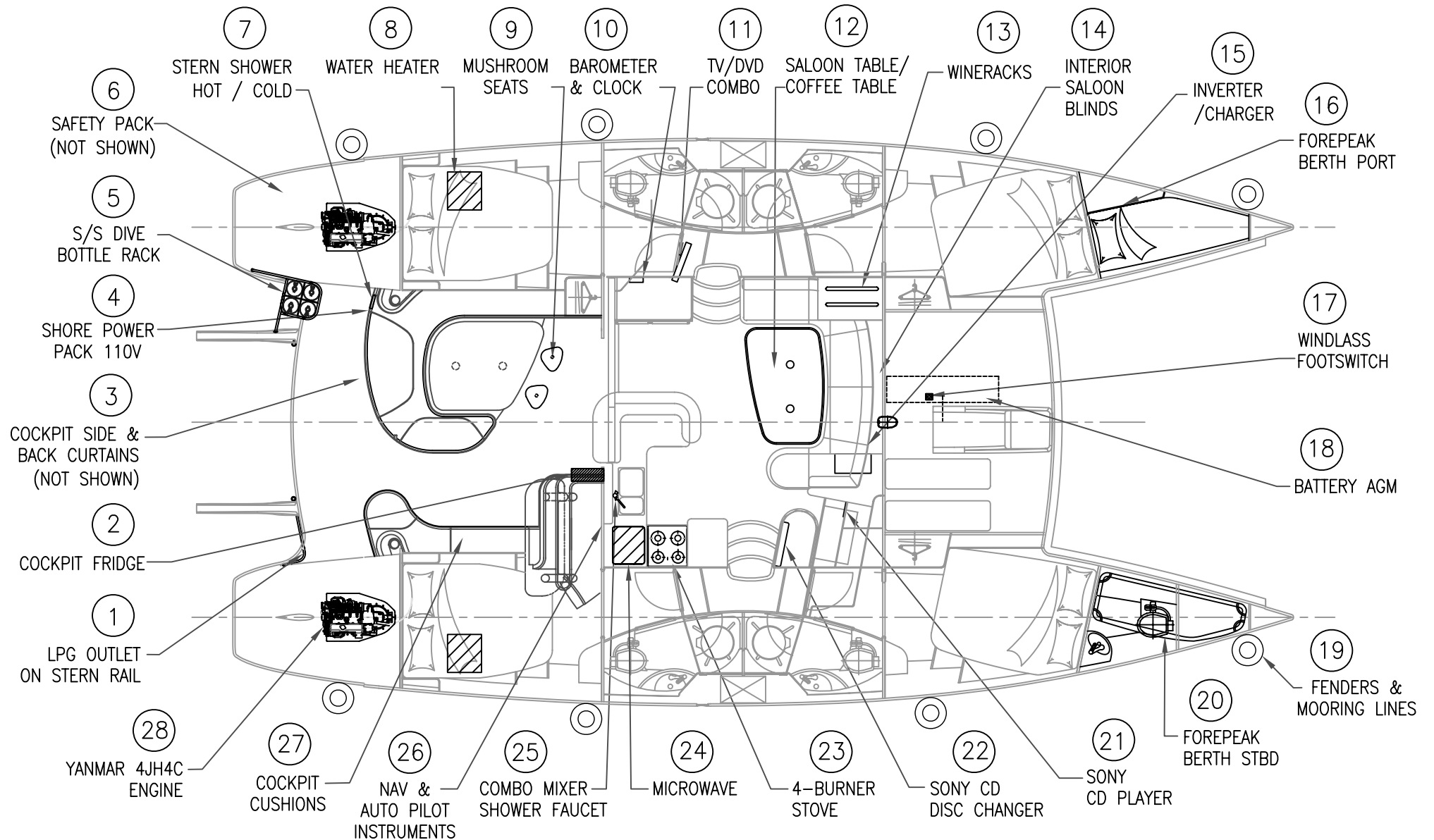
[◀ Return to Assembly Page](#)



Ref.	Applicable Boats	Description	Stock Code	QTY
11	L46 ALL	BOOM VANG	BM VANG L46	1

◀ Return to Assembly Page

L46 OPT EXTRAS: CREWED BOAT





[Click here for Inner Pushpit \(boats with davits\)](#)



[Click here for LPG Hose](#)

PHOTO UNAVAILABLE

[Click here for Thru-BIkh Fitting](#)

PHOTO UNAVAILABLE

[Click here for Inner Pushpit \(boats w/out davits\)](#)

PHOTO UNAVAILABLE

[Click here for Gas Grill Connection T](#)

PHOTO UNAVAILABLE

[Click here for Fire Shield Sleeve](#)

Ref.	Applicable Boats	Description: LPG OUTLET ON STERN RAIL	Pack No.	QTY
1	L46 ALL	LPG OUTLET ON STERN RAIL (BOATS WITH DAVITS)	L46-7100 N	1
	L46 ALL	LPG OUTLET ON STERN RAIL (BOATS WITHOUT DAVITS)	L46-7105 N	1

[Return to Assembly Page](#)



Ref.	Applicable Boats	Description	Stock Code	QTY
1A	L46 ALL	PUSHPIT INNER S/S L46 STBD (FOR BOATS WITH GAS OUTLET+ DAVITS)	PSHPT INNR L46G2	1

[◀ Return to Assembly Page](#)



Ref.	Applicable Boats	Description	Stock Code	QTY
1B	L46 ALL	HOSE LPG FLEXBLE C/W FTNGS 20'	HSE LPG TR20	1

◀ Return to Assembly Page

PHOTO UNAVAILABLE

Ref.	Applicable Boats	Description	Stock Code	QTY
1C	L46 ALL	THRU-BLKHD FTNG FOR LPG HOSE	THRUBHD GSHSE	1

[◀ Return to Assembly Page](#)

PHOTO UNAVAILABLE

Ref.	Applicable Boats	Description	Stock Code	QTY
1D	L46 ALL	PUSHPIT INNER S/S L46 STBD (FOR BOATS WITH GAS OUTLET+NO DAVITS)	PSHPT INNR L46H	1

[◀ Return to Assembly Page](#)

PHOTO UNAVAILABLE

Ref.	Applicable Boats	Description	Stock Code	QTY
1E	L46 ALL	GAS GRILL CONNECTION T #G-265	GS GRL T	1

[◀ Return to Assembly Page](#)

PHOTO UNAVAILABLE

Ref.	Applicable Boats	Description	Stock Code	QTY
1F	L46 ALL	FIRE SHIELD SLEEVE FOR LPGHOSE	FRSHLD SLV	4.5

◀ Return to Assembly Page

Click here for
Door Hinge

Click here for
Shelf Bracket

Click here for
Fridge Door Frame
(Not Shown)




Click here for
Fridge Shelf

Click here for
Door Handle (Not
Shown)

Click here for
Door Gasket (Not
Shown)

Ref.	Applicable Boats	Description	Stock Code	QTY
2	L46 ALL	COCKPIT FRIDGE	L46-7710 N	1

[Return to Assembly Page](#)



Ref.	Applicable Boats	Description	Stock Code	QTY
2A	L46 ALL	FREEZR DOOR HINGE 30X100MM FRIGONAUTICA #000014	FRZRHNG 0001108	2

◀ Return to Assembly Page




Ref.	Applicable Boats	Description	Stock Code	QTY
2B	L46 ALL	BRACKET FREEZR SHELF 90DEG L40	BRKT FRSH90 L40	8

◀ Return to Assembly Page




Ref.	Applicable Boats	Description	Stock Code	QTY
2C	L46 ALL	FRIDGE DOOR FASCIA S/S L40 (WIDTH = 470MM)	RFRG DR FSC L40	1

◀ Return to Assembly Page




FRIDGE TOP SHELVE



FRIDGE BOTTOM SHELVE

Ref.	Applicable Boats	Description	Stock Code	QTY
2D	L46 ALL	FRIDGE/FREEZER SHELVES S/S L46 (SET = 4)	RFRG SHLVS L46C	1

◀ Return to Assembly Page



Ref.	Applicable Boats	Description	Stock Code	QTY
2E	L46 ALL	FREEZR DOOR HANDL FRIGONAUTICA #000056 +3PLUGS + KEEP (SET=5)	FRZRHNDL0001002	2

◀ Return to Assembly Page



Ref.	Applicable Boats	Description	Stock Code	QTY
2F	L46 ALL	FRIDGE GASKET L40 WHITE LONGLIP 445X593MM NO MAGNETS	RFRG GSKT L40	1

◀ Return to Assembly Page




Click here for
Bimini Tracks

Click here for
Bimini Lugs

Ref.	Applicable Boats	Description	Stock Code	QTY
3	L46 ALL	BIMINI HARDTOP FLAPS L46	BMNI HTFS+A L46	1

[Return to Assembly Page](#)



Ref.	Applicable Boats	Description	Stock Code	QTY
3A	L46 ALL	BIMINI TRACK DRILLD+ANDISD L46	BMNI TRKHTB L46	1

◀ Return to Assembly Page



Ref.	Applicable Boats	Description	Stock Code	QTY
3B	L46 ALL	BIMINI HARDTOP LUGS	BMNI HTFS+A L46	SET

◀ Return to Assembly Page

PHOTO UNAVAILABLE



[Click here for SHOREPOWER CABLE 30A/125V](#)

PHOTO UNAVAILABLE



[Click here for SHOREPOWER PLUG 30A/125V](#)



[Click here for SHOREPOWER PLUG COVER](#)

Ref.	Applicable Boats	Description:	Stock Code	QTY
4	L46 ALL	SHORE POWER PACK	L46-41MM N	1

[Return to Assembly Page](#)

PHOTO UNAVAILABLE

Ref.	Applicable Boats	Description	Stock Code	QTY
4A	L46 ALL	SHOREPOWER CABLE 30A/125V	SHPWR CB 103	50.6M

[◀ Return to Assembly Page](#)

PHOTO UNAVAILABLE


Ref.	Applicable Boats	Description	Stock Code	QTY
4B	L46 ALL	SHOREPOWER PLUG 30A/125V	SHPWR PL 305CRP	2

◀ Return to Assembly Page



Ref.	Applicable Boats	Description	Stock Code	QTY
4C	L46 ALL	SHOREPOWER PLUG COVER 30A/125V	SHPWR PLCVR 102	2

◀ Return to Assembly Page



Ref.	Applicable Boats	Description	Stock Code	QTY
5	L46 ALL	S/S DIVE BOTTLE RACK ON SWIM PLATFORM: PUSH PIT INNER S/S L46 PORT (BOAT W/DAVITS)	PSHPT INNR L46R2	1

◀ Return to Assembly Page



[Click here for First Aid Box](#)



[Click here for Deck Brush](#)



[Click here for Ships Bell](#)



[Click here for Emer. Fan Belt](#)



[Click here for Foghorn](#)



[Click here for Boat Hook](#)



[Click here for Flag Halyard](#)



[Click here for Flag USA](#)



[Click here for Flag Q](#)



[Click here for Flares](#)



[Click here for Rope, Painter](#)



[Click here for Lifering](#)



[Click here for Dividers](#)



[Click here for Parallel Ruler](#)

PHOTO UNAVAILABLE

[Click here for Funnel](#)

Ref.	Applicable Boats	Description	PACK NO.	QTY
6	L46 ALL	SAFETY PACK MOORINGS OPTIONAL EXTRA	LXX-98MM N	1

[Return to Assembly Page](#)



Ref.	Applicable Boats	Description	Stock Code	QTY
6A	L46 ALL	DIVIDERS BRASS 17CM PLASTIMO	DVDR 10558	1

◀ Return to Assembly Page



Ref.	Applicable Boats	Description	Stock Code	QTY
6B	L46 ALL	FOGHORN 30CM PLASTIMO #16183	FGHRN 16183	1

◀ Return to Assembly Page



Ref.	Applicable Boats	Description	Stock Code	QTY
6C	L46 ALL	FLAG Q PLASTIMO #17033	FLGQ	1

◀ Return to Assembly Page



Ref.	Applicable Boats	Description	Stock Code	QTY
6D	L46 ALL	FIRST AID KIT PLASTIMO OFFSHORE	FRST AID 10320	1

◀ Return to Assembly Page



Ref.	Applicable Boats	Description	Stock Code	QTY
6E	L46 ALL	DECK BRUSH (R&C SUPPLY) #Z824	DCKBRSH RC	1

◀ Return to Assembly Page



Ref.	Applicable Boats	Description	Stock Code	QTY
6F	L46 ALL	BOAT HOOK, 6FT	BTHK6 RC	1

◀ Return to Assembly Page



Ref.	Applicable Boats	Description	Stock Code	QTY
6G	L46 ALL	FLARE HAND-HELD RED (R&C SUPP)	FLR HR RC	1

◀ Return to Assembly Page



Ref.	Applicable Boats	Description	Stock Code	QTY
6H	L46 ALL	PARALLEL RULES 38CM PLASTIMO	PRLLL RL	1

[Return to Assembly Page](#)



Ref.	Applicable Boats	Description	Stock Code	QTY
6I	L46 ALL	SHIPS BELL 6" CHROMED BRASS	SHPS BLL 6	1

◀ Return to Assembly Page



Ref.	Applicable Boats	Description	Stock Code	QTY
6J	L46 ALL	ROPE , FLAG HALYARD 5M X 3MM	RP-FLGHLVD	1

◀ Return to Assembly Page



Ref.	Applicable Boats	Description	Stock Code	QTY
6K	L46 ALL	ROPE , PAINTER 11M X 12MM	RP-PNTR	1

[◀ Return to Assembly Page](#)

PHOTO UNAVAILABLE

Ref.	Applicable Boats	Description	Stock Code	QTY
6L	L46 ALL	FUNNNEL FLEXIBLE #6/005	FNNL	1

[◀ Return to Assembly Page](#)



Ref.	Applicable Boats	Description	Stock Code	QTY
6M	L46 ALL	EMERGENCY FANBELT #1/36996	EMGY FNBLT	1

[◀ Return to Assembly Page](#)



Ref.	Applicable Boats	Description	Stock Code	QTY
6N	L46 ALL	FLAG USA 37CMX57CM #1/82441	FLGUSA	1

[Return to Assembly Page](#)



Ref.	Applicable Boats	Description	Stock Code	QTY
60	L46 ALL	LIFERING PLASTIMO YELLOW	LFRG 16102	1

◀ Return to Assembly Page



Ref.	Applicable Boats	Description	Stock Code	QTY
7	L46 ALL	TRANSOM SHOWER HOT+COLD SSI	SHWR TRM SSI60	1

[◀ Return to Assembly Page](#)



Ref.	Applicable Boats	Description	Stock Code	QTY
8	L46 ALL	HOT WTR CYL FORCE10 42LT 120V #41101 (11GAL) OR	HWC F10 41101	2
		HOT WTR CYL FORCE10 42LT 240V #41111 (11GAL)	HWC F10 41111	2

◀ Return to Assembly Page



[Click here for Cockpit Stool Seat](#)

[Click here for Cockpit Stool Leg](#)

Ref.	Applicable Boats	Description	Stock Code	QTY
9	L46 ALL	COCKPIT TABLE MUSHROOM SEATS	L46-8350 N	1

[Return to Assembly Page](#)



Ref.	Applicable Boats	Description	Stock Code	QTY
9A	L46 ALL	COCKPIT STOOL SEAT L46 UPHOLST	CKPTSTL ST L46	1

[◀ Return to Assembly Page](#)



Ref.	Applicable Boats	Description	Stock Code	QTY
9B	L46 ALL	COCKPIT STOOL LEG S/S L46	CKPTSTL LG L46	1

◀ Return to Assembly Page



CLOCK



BAROMETER

Ref.	Applicable Boats	Description	Stock Code	QTY
10	L46 ALL	BRASS CLOCK	CLCK QRTZ PB	1
		BAROMETER	BRMTR PB	1


◀ Return to Assembly Page

Click here for the
TV Bracket
(Not Shown)



Ref.	Applicable Boats	Description	Stock Code	QTY
11	L46 ALL	MONITOR TOSHIBA HD LCD TV/DVD	MNTR TO20HLV86	1

◀ Return to Assembly Page



Ref.	Applicable Boats	Description	Stock Code	QTY
11A	L46 ALL	TV SWING BRACKET S/S L46	TV BRKT L46	1

◀ Return to Assembly Page



Click here for
Coffee Table
Fiddle

Click here for
Overcenter Catch

Ref.	Applicable Boats	Description	Stock Code	QTY
12	L46 ALL	SALOON TABLE CONVERTIBLE TO COFFEE TABLE	L46-1700 N	1

◀ Return to Assembly Page



Ref.	Applicable Boats	Description	Stock Code	QTY
12A	L46 ALL	FIDDLE COFFEE-TABLE L46	FDDL CFFTBL L46	2

◀ Return to Assembly Page



Ref.	Applicable Boats	Description	Stock Code	QTY
12B	L46 ALL	OVERCENTRE CATCH LOCKABLE	CTCH OVRCNT CH	2

◀ Return to Assembly Page

PHOTO UNAVAILABLE

Ref.	Applicable Boats	Description	Stock Code	QTY
13	L46 ALL	WINE RACKS CHERRY1 L46	WNRCK L46	2

[◀ Return to Assembly Page](#)



Ref.	Applicable Boats	Description	Stock Code	QTY
14	L46 ALL	BLIND SET SKYSOL L46 (SET OF 4) INTERIOR SALOON BLINDS	BLND SSL L46	1
		BRACKET BLND SUPPORT L40	BRKT SLBLND L40	11

[Return to Assembly Page](#)



FREEDOM 25



TRACE

Ref.	Applicable Boats	Description	Stock Code	QTY
15	L46 ALL	INVERTER/CHARGER FREEDOM 25 2500W/220V/130A	INVRTR FRDM25	1
		INVERTER/CHARGER TRACE #RV2012 (PRIVATE BOAT) 2.0KW/100A	INVRTR RV2012PB	1

◀ Return to Assembly Page

PHOTO UNAVAILABLE

Ref.	Applicable Boats	Description	Stock Code	QTY
16	L46 ALL	F/PEAK BERTH PORT: FOREPEAK MATTRESS MAKE-UP L46	FPK MTRS MU L46	1

[◀ Return to Assembly Page](#)

PHOTO UNAVAILABLE

Ref.	Applicable Boats	Description	Stock Code	QTY
17	L46 ALL	WINDLASS FOOTSWITCH LEWMR UP	WND FTSW UP	1

[Return to Assembly Page](#)



Ref.	Applicable Boats	Description	Stock Code	QTY
18	L46 ALL	BATTERIES UPGRADE TO AGM TYPE 12V 210AH	BAT AGM 12V 210AH	2

◀ Return to Assembly Page



Click here for Mooring Line 10mx18mm

Click here for Mooring Line 15mx18mm

Click here for Fender Rope

Ref.	Applicable Boats	Description	Stock Code	QTY
19	L46 ALL	FENDER PLASTIMO #39621 27X81CM	FNDR 39621	6

[Return to Assembly Page](#)



Ref.	Applicable Boats	Description	Stock Code	QTY
19A	L46 ALL	MOORING LINE 10M X 18MM	MRNGLN 10MX18MM	1

[◀ Return to Assembly Page](#)



Ref.	Applicable Boats	Description	Stock Code	QTY
19B	L46 ALL	MOORING LINE 15M X 18MM	MRNGLN 15MX18MM	1

[◀ Return to Assembly Page](#)



Ref.	Applicable Boats	Description	Stock Code	QTY
19C	L46 ALL	ROPE , FENDER 2.5M X 12MM	RP-FNDR	1
				1

[Return to Assembly Page](#)



PIPECOT S/STEEL FRAME



PIPECOT CANVAS

Ref.	Applicable Boats	Description	Stock Code	QTY
20	L46 ALL	F/PEAK BERTH STBD: PIPECOT FOREPEAK S/S L46	PPCT F/PK L46	1
		PIPECOT FOREPEAK CANVAS L46	PPCT F/PKCV L46	1

[◀ Return to Assembly Page](#)



Ref.	Applicable Boats	Description	Stock Code	QTY
21	L46 ALL	RADIO/CDPLAYER SONY CDXHS70MS	RAD SOCDXHS70MS	1

[Return to Assembly Page](#)



Ref.	Applicable Boats	Description	Stock Code	QTY
21A	L46 ALL	MP3 AUXILIARY INPUT PORT 3.5MM	MP3 CPSAIJ	1

◀ Return to Assembly Page



Ref.	Applicable Boats	Description	Stock Code	QTY
21B	L46 ALL	ANTENNA AM/FM SOFT (PVT BOAT)	ANT FM MXMA PB	1

◀ Return to Assembly Page



Click here for Cable Sony
RC91/93 Unilink

Ref.	Applicable Boats	Description	Stock Code	QTY
22	L46 ALL	CD SHUTTLE SONY CDX-T69	CD SON CDX-T69	1
				1

◀ Return to Assembly Page



Ref.	Applicable Boats	Description	Stock Code	QTY
22A	L46 ALL	CABLE SONY RC91/93 UNILINK	CD SON CDX-T69	1

[Return to Assembly Page](#)



Ref.	Applicable Boats	Description	Stock Code	QTY
23	L46 ALL	FORCE 10 4-BURNER STOVE	COOKERF10 60451	1

◀ Return to Assembly Page



Ref.	Applicable Boats	Description	Stock Code	QTY
24	L46 ALL	MICROWAVE OVEN SHARP 220V/50HZ #61262R230	MCR OVN R230	1
	L46 ALL	MICROWAVE OVEN SHARP 220V/50HZ #R-230KW WHITE	MCR OVN R230/2	1

◀ Return to Assembly Page



Ref.	Applicable Boats	Description	Stock Code	QTY
25	L46 ALL	FAUCET BARKA COMBINATION MIXER	FCT BRK MD7501	1

◀ Return to Assembly Page

 <p>Click here for AUTOHELM ST60 WIND MASTHD UNIT</p>	 <p>Click here for ST60+ WIND (VANE) SYSTEM</p>	 <p>Click here for VHF WHIP ANTENNA</p>
 <p>Click here for AUTOPILOT ROT</p>	 <p>Click here for WIND VANE</p>	<p>PHOTO UNAVAILABLE</p> <p>Click here for AUTOHELM ST60 WIND EXT. CABLE</p>
 <p>Click here for TRIDATA DISPLAY</p>	 <p>Click here for DEPTH TRANSDUCER</p>	<p>PHOTO UNAVAILABLE</p> <p>Click here for RAY 54E VHF FLUSH MOUNT KIT</p>
 <p>Click here for AUTOPILOT COREPACK TYPE S3</p>	 <p>Click here for RAY 55 VHF RADIO</p>	<p>PHOTO UNAVAILABLE</p> <p>Click here for AUTOPILOT DRIVE SPRKT KIT</p>
 <p>Click here for C80 DISPLAY</p>	 <p>Click here for RAYSTAR 125 GPS ANTENNA</p>	


Ref.	Applicable Boats	Description	Stock Code	QTY
26	L46 ALL	NAV & AUTO PILOT -MOORINGS OPTIONAL EXTRA	L46-33MM N	1

[Return to Assembly Page](#)



Ref.	Applicable Boats	Description	Stock Code	QTY
26A	L46 ALL	AUTOHELM ST60 WIND MASTHD UNIT	AH50 WNDMHU MS	1

◀ Return to Assembly Page



Ref.	Applicable Boats	Description	Stock Code	QTY
26B	L46 ALL	AUTOPILOT ROT DRIVE TYPE2	AHPLT DRR0212PB	1

[Return to Assembly Page](#)



Ref.	Applicable Boats	Description	Stock Code	QTY
26C	L46 ALL	ST60+ TRIDATA DISPLAY	RA A22004 PB	1

◀ Return to Assembly Page



Ref.	Applicable Boats	Description	Stock Code	QTY
26D	L46 ALL	A/PILOT COREPACK TYPE S3	RA E12055 PB	1

[Return to Assembly Page](#)



Ref.	Applicable Boats	Description	Stock Code	QTY
26E	L46 ALL	C80 MULTI FUNCTION DISPLAY	RA E02020	1

[Return to Assembly Page](#)



Ref.	Applicable Boats	Description	Stock Code	QTY
26F	L46 ALL	ST60+ WIND (VANE) SYSTEM	RA A22012 PB	1

◀ Return to Assembly Page



Ref.	Applicable Boats	Description	Stock Code	QTY
26G	L46 ALL	WIND VANE - RAYMARINE	WIND VANE	1

◀ Return to Assembly Page



Ref.	Applicable Boats	Description	Stock Code	QTY
26H	L46 ALL	DEPTH T/DUCER RETRACTABLE	RA E26030	1

[◀ Return to Assembly Page](#)



Ref.	Applicable Boats	Description	Stock Code	QTY
261	L46 ALL	RAY 55 VHF RADIO	RA E43036	1

[Return to Assembly Page](#)



Ref.	Applicable Boats	Description	Stock Code	QTY
26J	L46 ALL	RAYSTAR 125 GPS ANTENNA	RA E32042	1

◀ Return to Assembly Page



Ref.	Applicable Boats	Description	Stock Code	QTY
26K	L46 ALL	VHF WHIP ANTENNA C/W 25M CABLE	VHF ANT HG3/24	1

◀ Return to Assembly Page

PHOTO UNAVAILABLE

Ref.	Applicable Boats	Description	Stock Code	QTY
26L	L46 ALL	AUTOHELM ST60 WIND EXT. CABLE	AH50 WNDEXT L45	1

[◀ Return to Assembly Page](#)

PHOTO UNAVAILABLE

Ref.	Applicable Boats	Description	Stock Code	QTY
26M	L46 ALL	RAY 54E VHF FLUSH MOUNT KIT	RA E46034	1

[◀ Return to Assembly Page](#)

PHOTO UNAVAILABLE

Ref.	Applicable Boats	Description	Stock Code	QTY
26N	L46 ALL	AUTOPILOT DRIVE SPRKT KIT	AP DRSPRKTKT PB	1

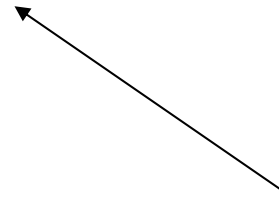
[◀ Return to Assembly Page](#)



Ref.	Applicable Boats	Description	Stock Code	QTY
27	L46 ALL	COCKPIT CUSHIONS SET WHITE L46	CKPT CSHN L46	1

[Return to Assembly Page](#)

PHOTO UNAVAILABLE



Click here for 3-Blade
Fixed Prop 17x16in LH

Ref.	Applicable Boats	Description	Stock Code	QTY
28	L46 ALL	YANMAR 4JH4C X SD50 - 54HP	YNMR 4JH4CSD50	1

◀ Return to Assembly Page

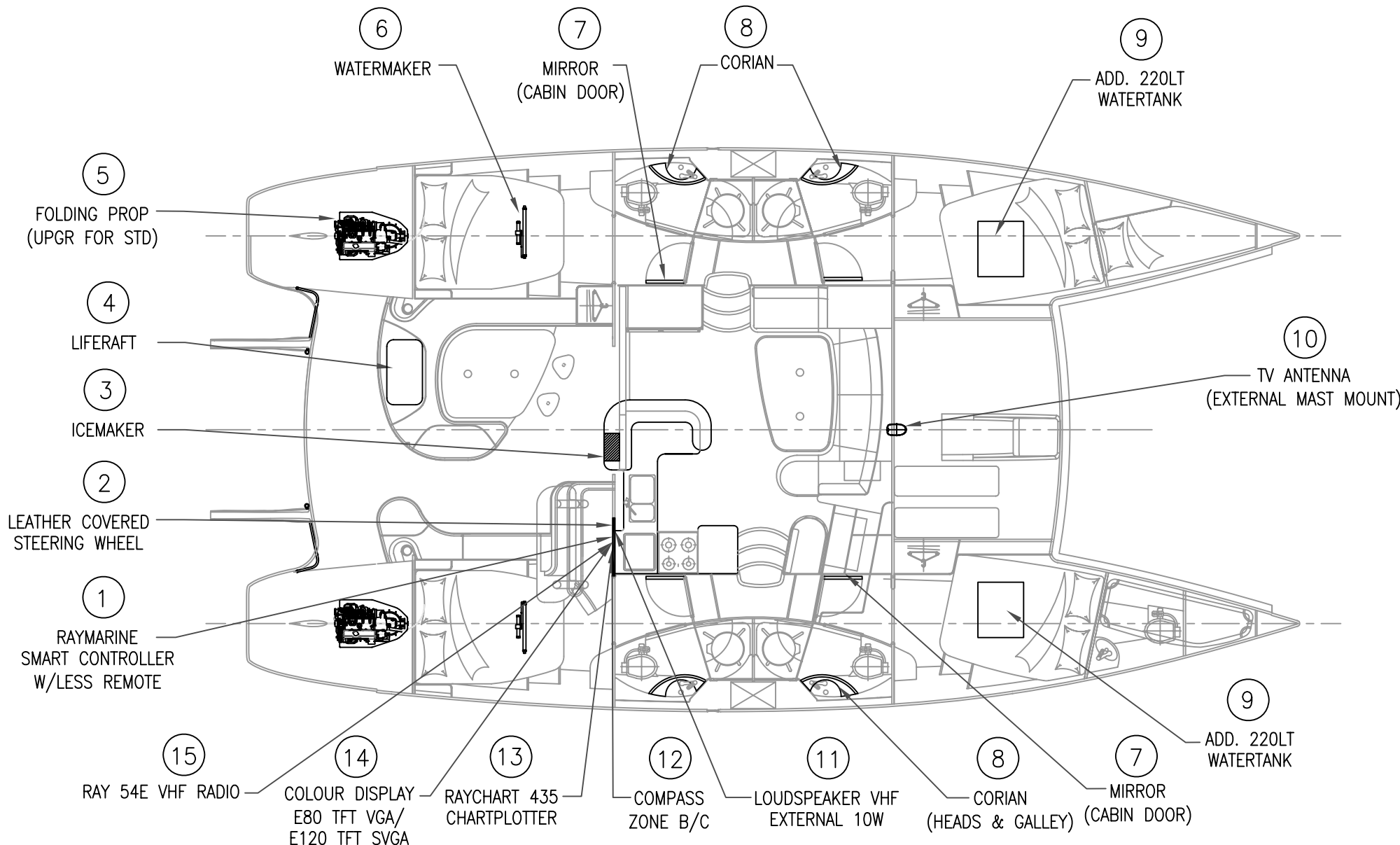
PHOTO UNAVAILABLE

Ref.	Applicable Boats	Description	Stock Code	QTY
28A	L46 ALL	PROP FIXED 3-BLADE 17X16IN LH	PRP FX3B17X16YL	2

[◀ Return to Assembly Page](#)

L46 OPT EXTRAS

SHEET 2





Ref.	Applicable Boats	Description	Stock Code	QTY
1	L46 ALL	SMART CONTROLLER W/LESS REMOTE	RA E15023	1

[Return to Assembly Page](#)

PHOTO UNAVAILABLE

Ref.	Applicable Boats	Description	Stock Code	QTY
2	L46 ALL	LEATHER COVERED STEERING WHEEL	WHL CVR CST L42	1

[◀ Return to Assembly Page](#)



Ref.	Applicable Boats	Description	Stock Code	QTY
3	L46 ALL	ICEMAKER RARITAN ICER-ETTE 85 #85B505-1 (120V AC)	ICMKR 85B505-1	1

◀ Return to Assembly Page

PHOTO UNAVAILABLE

Ref.	Applicable Boats	Description	Stock Code	QTY
4	L46 ALL	LIFERAFT 10-MAN ISO 9650-1 GPA PLASTIMO #52393 TRANSOCEAN+	LFRFT 10 52393	1
		LIFERAFT 8-MAN ISO 9650-1 GPA PLASTIMO #52391 TRANSOCEAN+	LFRFT 08 52391	1
		LIFERAFT 6-MAN ISO 9650-1 GPA PLASTIMO #52389 TRANSOCEAN+	LFRFT 06 52389	1

[◀ Return to Assembly Page](#)



Ref.	Applicable Boats	Description	Stock Code	QTY
5	L46 ALL	PROP FOLDNG 3-BLADE 17X11IN LH BRUNTONS FOR YNMAR 40HP SAILDR	PRP FL3B17X11 L	2
		PROP FOLDNG 3-BLADE 17X15IN LH BRUNTONS FOR YNMR 55HP/SD-50	PRP FL3B17X15 L	2

◀ Return to Assembly Page



[Click here for MKII Instalation Kit](#)



[Click here for Service Kit](#)



[Click here for Hoses](#)



[Click here for Watermaker](#)



[Click here for Water Filter](#)



[Click here for Control Box](#)

Ref.	Applicable Boats	Description	Pack No.	QTY
6	L46 ALL	SPECTRA W/MKR NEWPORT 400	LXX-6500 N	1

[Return to Assembly Page](#)



Ref.	Applicable Boats	Description	Stock Code	QTY
6A	L46 ALL	WATERMAKER SPECTRA NEWPORT 400 12V 63LT/HR	WMKR SPNP400/12	1

◀ Return to Assembly Page



Ref.	Applicable Boats	Description	Stock Code	QTY
6B	L46 ALL	SERVICE KIT-NPSVCK	SVKIT WMKR400	1

[◀ Return to Assembly Page](#)



Ref.	Applicable Boats	Description	Stock Code	QTY
6C	L46 ALL	NEWPORT MKII INSTALLATION KIT SUB NP-MKII41NS	INSTKIT WMKR400	1

[Return to Assembly Page](#)



Ref.	Applicable Boats	Description	Stock Code	QTY
6D	L46 ALL	WATERMAKER SPECTRA NEWPORT 400 FILTER SET	FLTR WMKR400	1

◀ Return to Assembly Page



Ref.	Applicable Boats	Description	Stock Code	QTY
6E	L46 ALL	WATERMAKER SPECTRA NEWPORT 400 HOSE SET	LXX-6500 N	1

◀ Return to Assembly Page



Ref.	Applicable Boats	Description	Stock Code	QTY
6F	L46 ALL	WATERMAKER SPECTRA NEWPORT 400 CONTROL BOX	LXX-6500 N	1

[Return to Assembly Page](#)

PHOTO UNAVAILABLE

Ref.	Applicable Boats	Description	Stock Code	QTY
7	L46 ALL	FULL LENGTH MIRRORS 4MM 1250X300 BEHIND CABIN DOOR	MRR CBNDR L45	4

[◀ Return to Assembly Page](#)



Ref.	Applicable Boats	Description	Stock Code	QTY
8	L46 ALL	CORIAN WORKTOP AURORA P47 4-CABIN (10 PCS)	CRN WKTP AU P47	1
		CORIAN WORKTOP BLACK QURTZ P47 4-CABIN (10 PCS)	CRN WKTP BQ P47	1

[◀ Return to Assembly Page](#)



Ref.	Applicable Boats	Description	Stock Code	QTY
9	L46 ALL	ADDITIONAL 220L WATER TANKS PLASTIC RIGID 220L	WTRTNK VTSRD220	1

◀ Return to Assembly Page



[Click here for Mast Conduit \(Not Shown\)](#)

[Click here for TV Antenna Mast Mount Bracket \(Not Shown\)](#)

[Click here for TV Antenna Protector \(Not Shown\)](#)

Ref.	Applicable Boats	Description	Stock Code	QTY
10	L46 ALL	TV ANTENNA SEAWATCH 2020GE 14"	TVANT SW2020E	1

[Return to Assembly Page](#)

PHOTO UNAVAILABLE

Ref.	Applicable Boats	Description	Stock Code	QTY
10	L46 ALL	MAST CONDUIT ADDITIONAL	TVANT SW2020E	1

[◀ Return to Assembly Page](#)

PHOTO UNAVAILABLE

Ref.	Applicable Boats	Description	Stock Code	QTY
10	L46 ALL	TV ANTENNA MAST MOUNT BRKT L45	TV ANTBRKT L45	1

[◀ Return to Assembly Page](#)

PHOTO UNAVAILABLE

Ref.	Applicable Boats	Description	Stock Code	QTY
10	L46 ALL	TV ANTENNA PROTECTOR	TVANT PRTCTR	1

◀ Return to Assembly Page

PHOTO UNAVAILABLE

Ref.	Applicable Boats	Description	Stock Code	QTY
11	L46 ALL	LOUDSPEAKER VHF EXTERNAL 10W	RA E46006	1

◀ Return to Assembly Page



Ref.	Applicable Boats	Description	Stock Code	QTY
12	L46 ALL	ZONE B COMPASS IN LIEU OF ZONE A COMPASS	CMPS PLHO 135BS	1
		ZONE C COMPASS IN LIEU OF ZONE A COMPASS	CMPS PL21425	1

◀ Return to Assembly Page



Ref.	Applicable Boats	Description	Stock Code	QTY
13	L46 ALL	RAYCHART 435 PLOTTER RAYMARINE	RA E32040	1

[Return to Assembly Page](#)



Ref.	Applicable Boats	Description	Stock Code	QTY
14	L46 ALL	E80 TFT VGA COLOUR DISPLAY	RA E02011	1
		E120 TFT SVGA COLOUR DISPLAY	RA E02013	1

[Return to Assembly Page](#)

PHOTO UNAVAILABLE

Ref.	Applicable Boats	Description	Stock Code	QTY
15	L46 ALL	RAY 54E VHF RADIO	RA E43023	1

[◀ Return to Assembly Page](#)