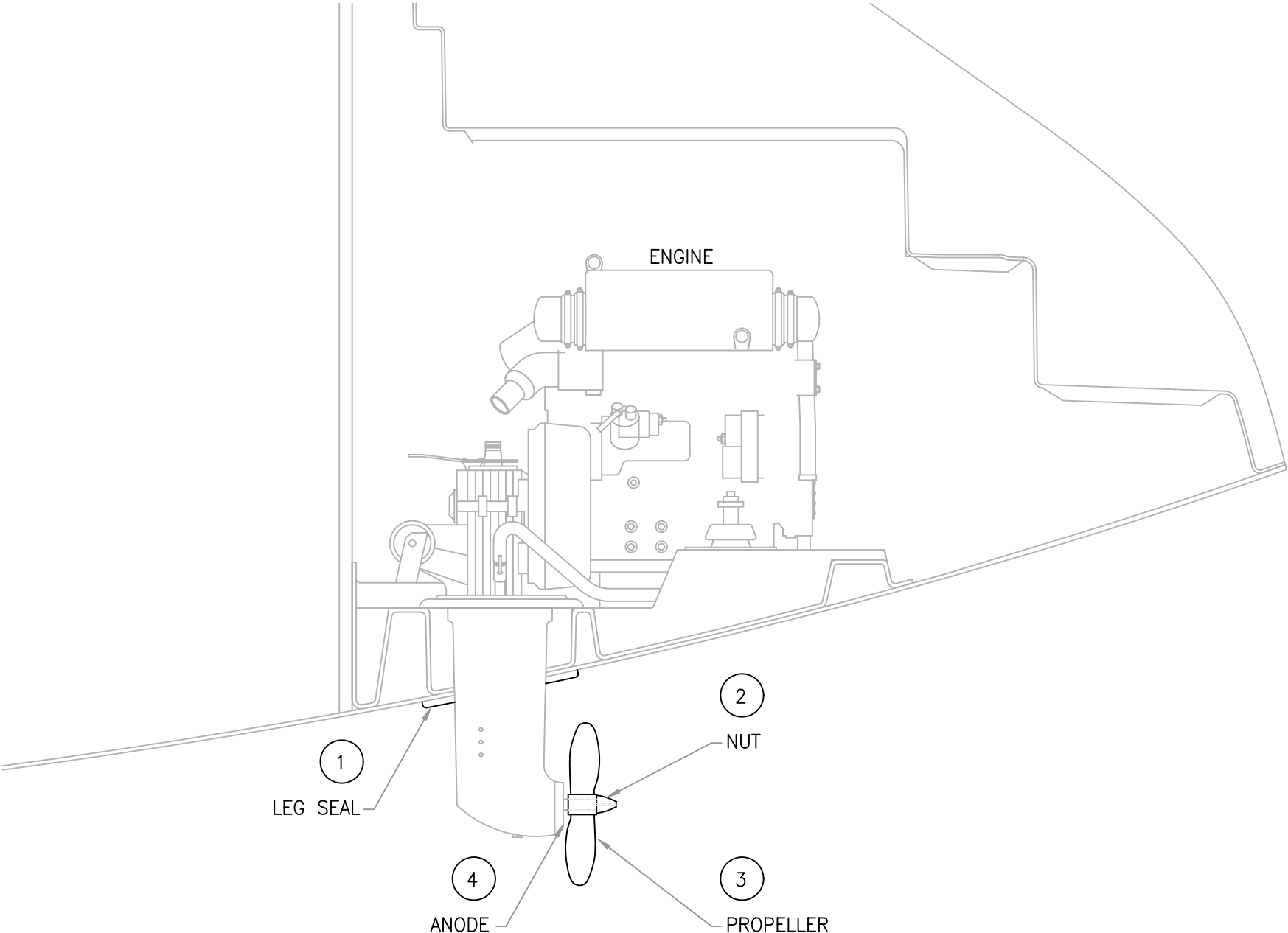


L46 ENGINE DRIVE ASSEMBLY





Ref.	Applicable Boats	Description	Stock Code	QTY
1	L46001 - L46020	VOLVO MOUNTING KIT RUBBER FLAP #3583365	VOL3583365	2
	L46021 On	YANMAR PROTECTION RUBBER # 196420-02550	YN 196420-02550	2

◀ Return to Assembly Page



Volvo Cone Kit



Yanmar Cone Kit

Ref.	Applicable Boats	Description	Stock Code	QTY
2	L46001 - L46020	SAILDRIVE CONE KIT (PROPNU) VOLVO #850396	VOL 850396	2
	L46021 On	PROPNU YANMAR SD50 NC KIT # 796450-09200	PRPNT YNMRSD50	2

◀ Return to Assembly Page



Ref.	Applicable Boats	Description	Stock Code	QTY
3	L46001 - L46020	PROP FIXED 3-BLADE 17X16IN LH VOLVO #3583577	PRP FX3B17X16 L	2
	L46021 On	PROP FIXED 3-BLADE 17X16IN LH YANMAR SAILDRIVE	PRP FX3B17X16YL	2

◀ Return to Assembly Page



Volvo Anode Kit

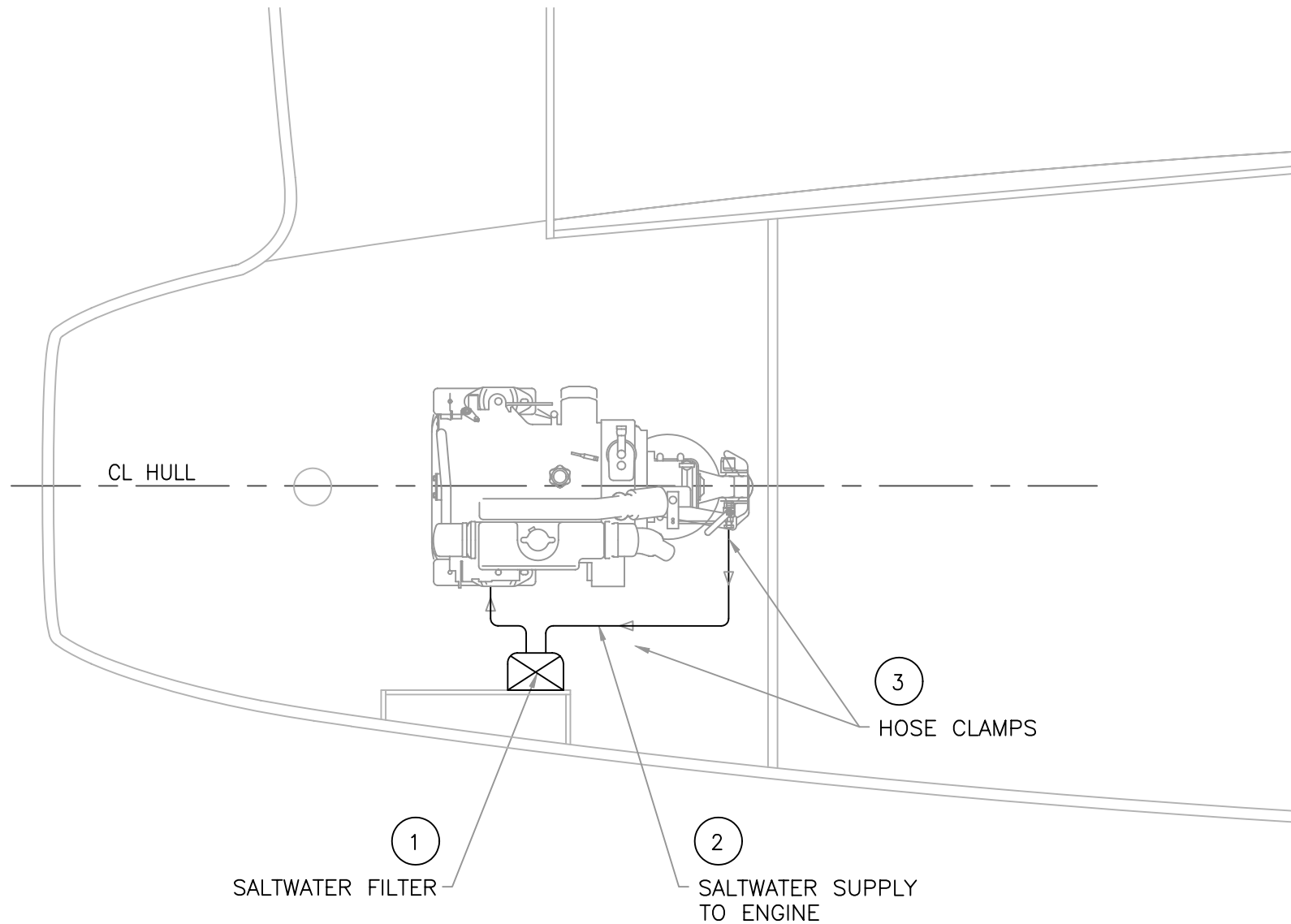


Yanmar Anode Kit


Ref.	Applicable Boats	Description	Stock Code	QTY
4	L46001 - L46020	VOLVO SAILDRIVE ANODE KIT #3586967	VOL 3586967	2
	L46021 On	YANMAR ZINC ANODE FOR SAILDRIVE #196420-02652	YN 196420-02652	2

◀ Return to Assembly Page

L46 ENGINE COOLING SYSTEM




STBD ENGINE ROOM SHOWN – PORT MIRRORED



Ref.	Applicable Boats	Description	Stock Code	QTY
1	A1001 to A1020	WATER STRAINER VETUS FTR330/19	WTRSTR VTS3319	2
	A1021 On	WATER STRAINER VETUS FTR330/25	WTRSTR VTS3325	

◀ Return to Assembly Page



Ref.	Applicable Boats	Description	Stock Code	QTY
2	A1001 to A1020	HOSE PVC WIRE REINFORCED 20MM HELISTEEL	HSPVCWR20	12 m
	A1021 On	HOSE PVC WIRE REINFORCED 25MM HELISTEEL	HSPVCWR25	12 m

◀ Return to Assembly Page



Ref.	Applicable Boats	Description	Stock Code	QTY
3	L46 ALL	HOSE PVC WIRE REINFORCED 25MM HELISTEEL	HSPVCWR25	6 m

[Return to Assembly Page](#)

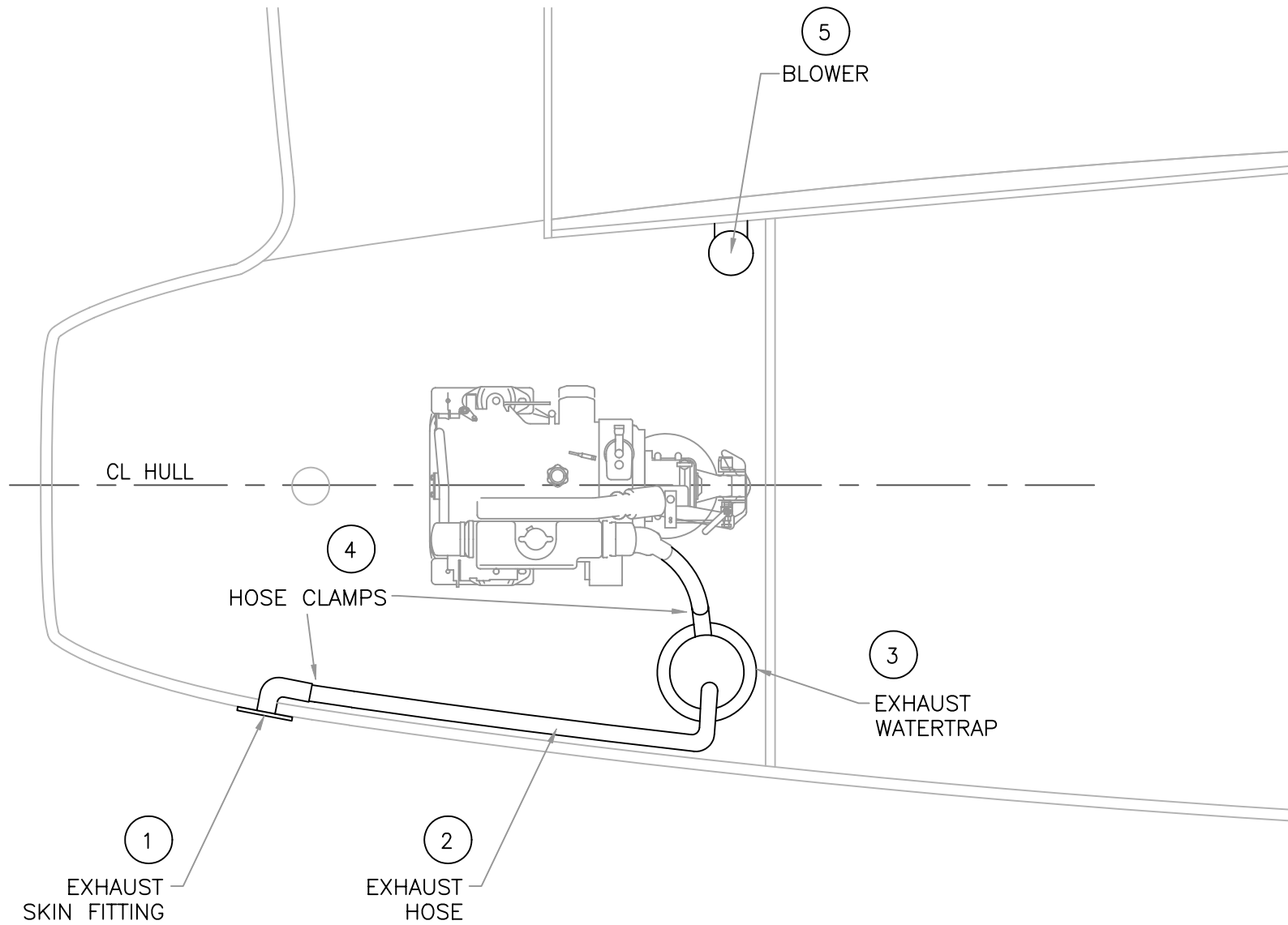
L40 ENGINE COOLING SYSTEM

HOSE CLAMPS

Hose Reference Number	Applicable Boats	Description	Stock Code	QTY
3	L46 ALL	HOSE CLAMP S/S GSS8 14-27MM	HSCLMPSS08	12

Return to Assembly Page

L46 ENGINE EXHAUST SYSTEM



STBD ENGINE ROOM SHOWN – PORT MIRRORED



A1001 to A1020



A1021 On

Ref.	Applicable Boats	Description	Stock Code	QTY
1	A1001 - A1020	EXHAUST SKIN FTNG S/S L46	EXST SKN L46	2
	A1021 On	EXHAUST SKIN FTNG S/S L45	EXST SKN L45	2

◀ Return to Assembly Page



Ref.	Applicable Boats	Description	Stock Code	QTY
2	A1001 - A1020	HOSE EXHAUST 57MM THOR S.p.A SCAMO/SP CAJ	HSEX57 THR	6 m
	A1021 On	HOSE EXHAUST 75MM THOR S.p.A SCAMO/SP CAJ	HSEX75 THR	6 m

◀ Return to Assembly Page

No picture of Muffler
#1602290 Available



Ref.	Applicable Boats	Description	Stock Code	QTY
3	A1001 - A1020	MUFFLER CENTEK VERNALIFT #1602290	MFFLR 1602290	2
	A1021 On	MUFFLER CENTEK VERNALIFT #1602391	MFFLR 1602391	2

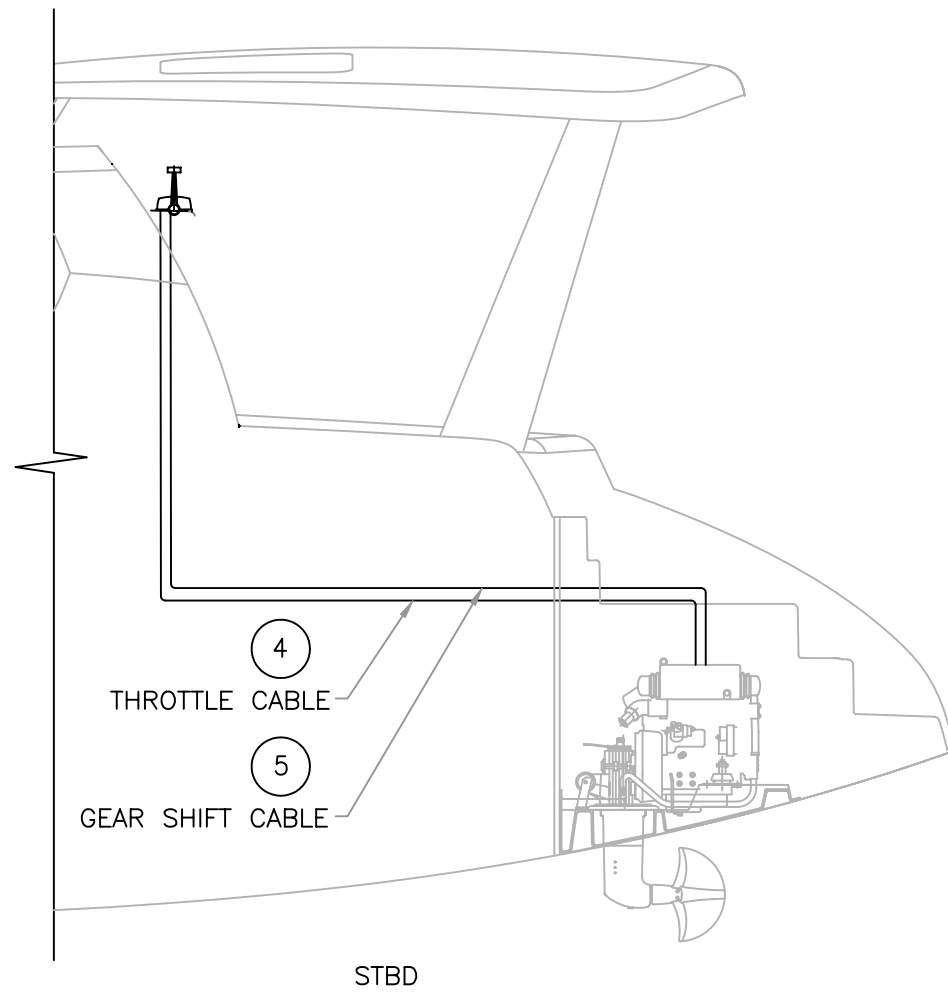
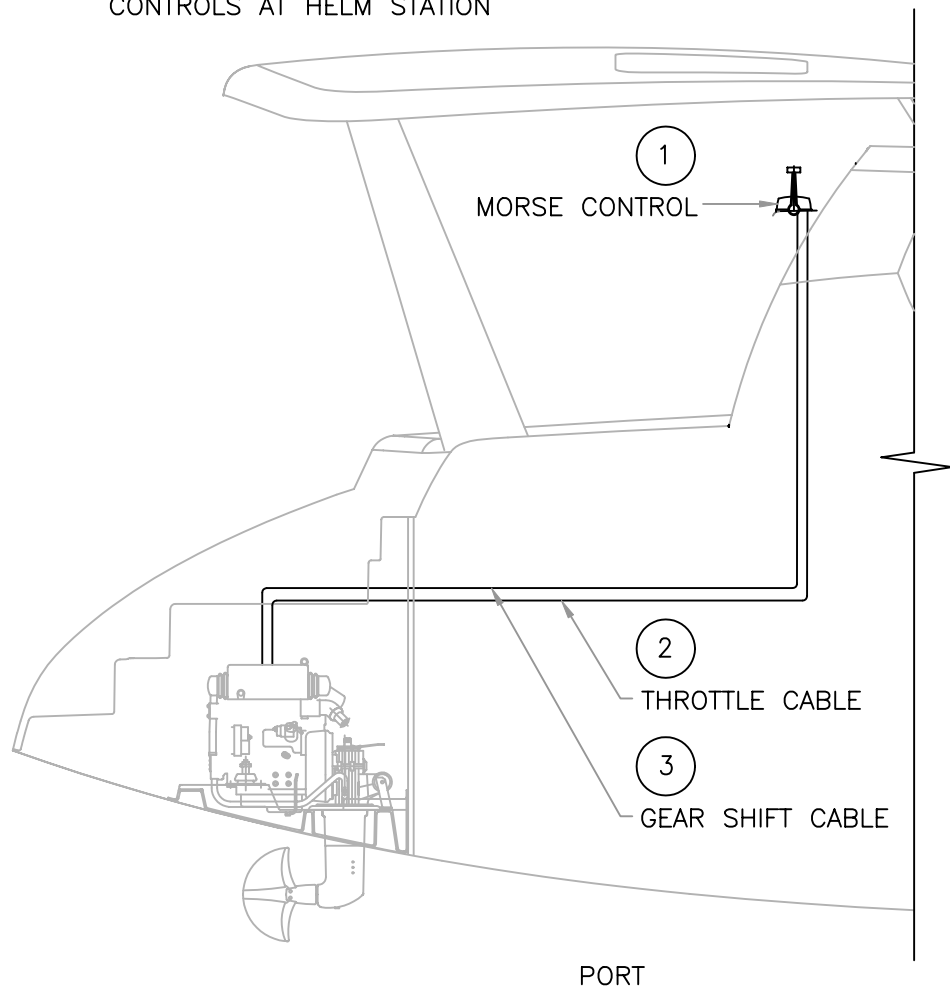
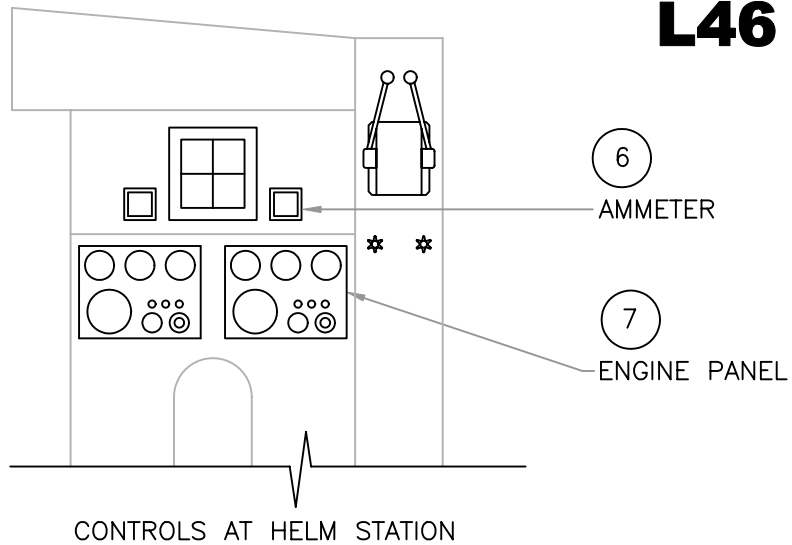
◀ Return to Assembly Page




Ref.	Applicable Boats	Description	Stock Code	QTY
5	L46 ALL	ENGINE ROOM BLOWER 12V PLASTIMO #16274	BLWR PL 12	2

◀ Return to Assembly Page

L46 ENGINE CONTROLS





Fasteners required for this part	
Stock Code	STC4.8X25S
Description	SELF TAPPER CSK 4.8X25MM S/S
Qty	4
Stock Code	
Description	
Qty	
Stock Code	
Description	
Qty	
Stock Code	
Description	
Qty	

- [Click here for Cable Ball](#)
- [Click here for Cable Clamps](#)
- [Click here for Dash Control](#)


Ref.	Applicable Boats	Description	Stock Code	QTY
1	L46 ALL	MORSE CONTROL TWIN LEVER MT-3 #308732 TOP MOUNT CHROME	MRS LVR TWINMT3	1

◀ [Return to Assembly Page](#)



Ref.	Applicable Boats	Description	Stock Code	QTY
1	L46 ALL	MORSE 33C CABLE BALL #292739 MEDIUM	MRS CBL BLL	2

◀ Return to Assembly Page



Fasteners required for this part	
Stock Code	STP4.2X16S
Description	SELF TAPPER PAN HD 4.2X16MM S/S
Qty	2
Stock Code	
Description	
Qty	
Stock Code	
Description	
Qty	
Stock Code	
Description	
Qty	

Ref.	Applicable Boats	Description	Stock Code	QTY
1	L46 ALL	MORSE 33C CABLE CLAMP #201038 (PREV 201039)	MRS CBL CLMP	2

◀ Return to Assembly Page



Fasteners required for this part	
Stock Code	
Description	
Qty	
Stock Code	
Description	
Qty	
Stock Code	
Description	
Qty	
Stock Code	
Description	
Qty	

Ref.	Applicable Boats	Description	Stock Code	QTY
1	L46 ALL	MORSE DASH CONTROL #301916	MRS CBL DC	2

◀ Return to Assembly Page



Ref.	Applicable Boats	Description	Stock Code	QTY
2	L46 ALL	MORSE CONTROL CABLE 33C 10.50M	MRS CBL 10.5	1

◀ Return to Assembly Page



Ref.	Applicable Boats	Description	Stock Code	QTY
3	L46 ALL	MORSE CONTROL CABLE 33C 10.50M	MRS CBL 10.5	1

◀ Return to Assembly Page



Ref.	Applicable Boats	Description	Stock Code	QTY
4	L46 ALL	MORSE CONTROL CABLE 33C 7.75M	MRS CBL 7.75	1

◀ Return to Assembly Page



Ref.	Applicable Boats	Description	Stock Code	QTY
5	L46 ALL	MORSE CONTROL CABLE 33C 7.75M	MRS CBL 7.75	1

◀ Return to Assembly Page



Ref.	Applicable Boats	Description	Stock Code	QTY
6	L46 ALL	AMMETER VDO LOGIC 80A #NO2 400 204 W/EXTERNAL SHUNT	AMTR VDOL 80	2

◀ Return to Assembly Page



→ [Click here for Wiring Harness](#)



Ref.	Applicable Boats	Description	Stock Code	QTY
7	46001 - 46020	VOLVO DELUXE PNL(NIL COST) C/W TACHO,ON/OFF SW+PUSHBTTN START	VOL 873590NC	2
7	46021 On	YANMAR DIGITAL C-PNL (MODIFIED)C/W RETAINED IGNITION KEY	YNMR PNLC D MOD	2

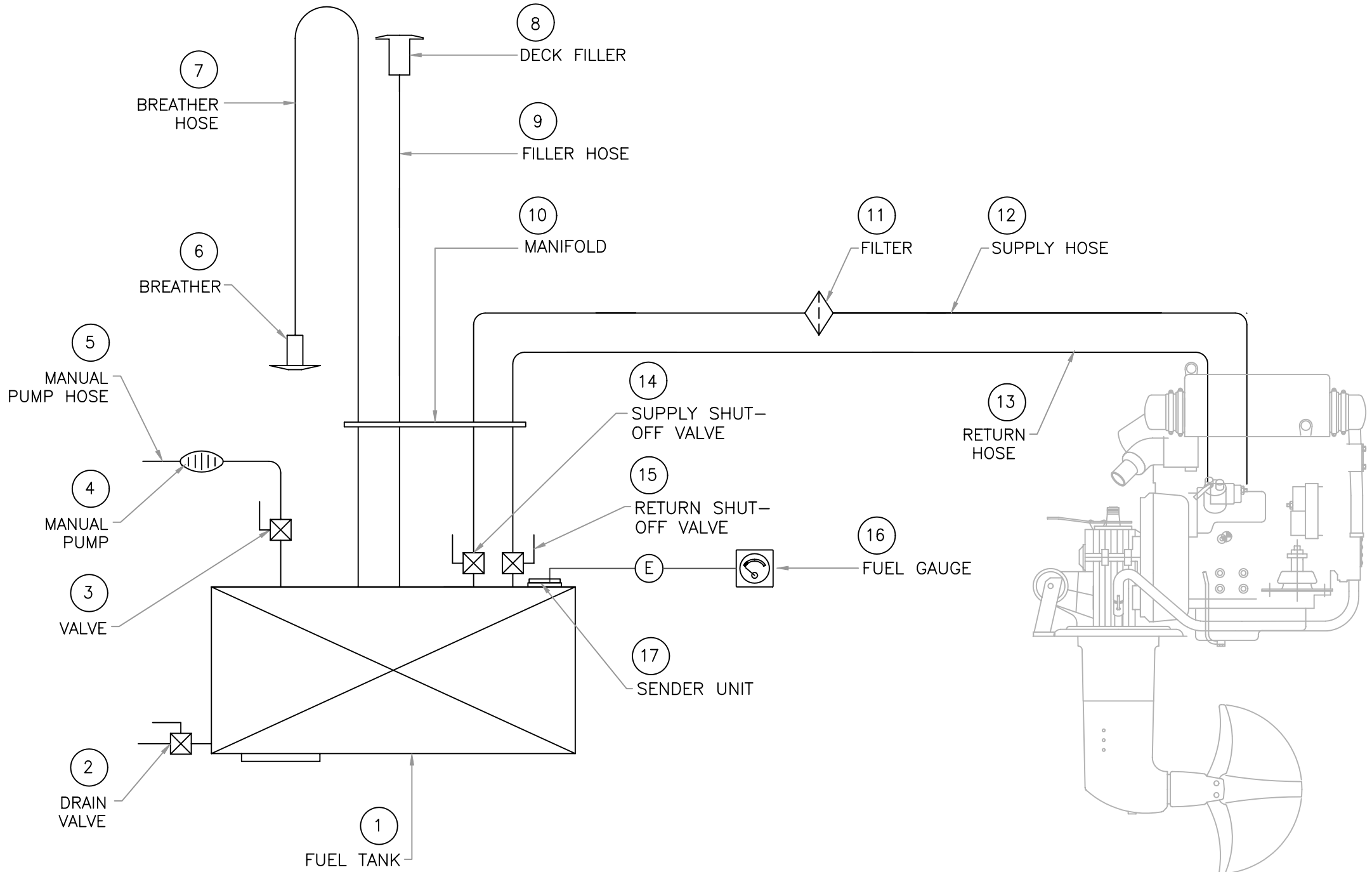
◀ [Return to Assembly Page](#)



Ref.	Applicable Boats	Description	Stock Code	QTY
7	46001 - 46020	VOLVO EXT CABLE 9M (NIL COST) #873838 (Port)	VOL 873838NC	1
7	46001 - 46020	VOLVO EXT CABLE 7M VOLVO #846650 (Starboard)	VOL 846650	1
7	46021 On	YANMAR WIRING HARNESS EXT'N10M #129574-77740 (Port)	YNMR HNSS EX10M	1
7	46021 On	YANMAR WIRING HARNESS EXT'N 6M #129574-77720 (Starboard)	YNMR HNSS EXT6M	2


◀ Return to Assembly Page

L46 FUEL SYSTEM





Port




Stbd

Fasteners required for this part	
Stock Code	BTH08X65S
Description	BOLT HEX M8X65MM S/S
Qty	1
Stock Code	BTH08X50S
Description	BOLT HEX M8X50MM S/S
Qty	1
Stock Code	BTH08X40S
Description	BOLT HEX M8X40MM S/S
Qty	2
Stock Code	NTN08S
Description	NUT NYLOCK M8 S/S
Qty	4
Stock Code	WSF08S
Description	WASHER FLAT M8 S/S
Qty	8

Ref.	Applicable Boats	Description	Stock Code	QTY
1	L46 ALL	FUEL TANK ALUM 350LT L46 PORT	TNK FL L46P	1
1	L46 ALL	FUEL TANK ALUM 350LT L46 STBD	TNK FL L46S	1

◀ Return to Assembly Page



Ref.	Applicable Boats	Description	Stock Code	QTY
2	L46 ALL	BALL VALVE BRONZE 1/4IN FPT ABI #1760BR S/S HANDLE(12/BOX)	VLV BLL BZS06F	4


[Return to Assembly Page](#)



Fasteners required for this part	
Stock Code	HSCLMPSS04
Description	HOSE CLAMP S/S GMS4 6-17MM
Qty	4
Stock Code	
Description	
Qty	
Stock Code	
Description	
Qty	
Stock Code	
Description	
Qty	

Ref.	Applicable Boats	Description	Stock Code	QTY
	L46 ALL	HOSE FUEL 5/16INX50FT TRIDENT #365-0566 (50FT ROL = 15.239M)	HSFL TR3650566	12M

◀ Return to Assembly Page



Ref.	Applicable Boats	Description	Stock Code	QTY
3	L46 ALL	BALL VALVE BRONZE 3/8IN FPT ABI #1761BR S/S HANDLE	VLV BLL BZS10F	4

[Return to Assembly Page](#)



Ref.	Applicable Boats	Description	Stock Code	QTY
	L46 ALL	NIPPLE HEX 1/4IN S/S REF FFSS	NPL FFSS 1/4	4

◀ Return to Assembly Page



Ref.	Applicable Boats	Description	Stock Code	QTY
	L46 ALL	ELBOW BRASS 1/4MPTX1/4FPT HYFLO #3400X4	ELB BS 3400X4	4

◀ Return to Assembly Page



Ref.	Applicable Boats	Description	Stock Code	QTY
	L46 ALL	HOSE END BRASS #AF-405BT	HSEND BSAF405BT	6

◀ Return to Assembly Page



Ref.	Applicable Boats	Description	Stock Code	QTY
4	L46 ALL	PRMR BLB 19012 SEAWORLD #19012	PRMR BLB 19012	2

◀ Return to Assembly Page



Fasteners required for this part	
Stock Code	HSCLMPSS04
Description	HOSE CLAMP S/S GMS4 6-17MM
Qty	4
Stock Code	
Description	
Qty	
Stock Code	
Description	
Qty	
Stock Code	
Description	
Qty	

Ref.	Applicable Boats	Description	Stock Code	QTY
5	L46 ALL	HOSE FUEL 5/16INX50FT TRIDENT #365-0566 (50FT ROL = 15.239M)	HSFL TR3650566	1.5M

◀ Return to Assembly Page



Ref.	Applicable Boats	Description	Stock Code	QTY
6	L46 ALL	TANK VENT FOESPAR #907029 MODEL MF610	TNK VNT MF610	2

◀ Return to Assembly Page



Fasteners required for this part	
Stock Code	HSCLMPSS08
Description	HOSE CLAMP S/S GSS8 14-27MM
Qty	4
Stock Code	
Description	
Qty	
Stock Code	
Description	
Qty	
Stock Code	
Description	
Qty	

Ref.	Applicable Boats	Description	Stock Code	QTY
7	L46 ALL	HOSE FUEL 5/8INX50FT TRIDENT #365-0586 (50FT ROL = 15.239M)	HSFL TR3650586	7M

◀ Return to Assembly Page



Fasteners required for this part	
Stock Code	STC4.2X10S
Description	SELF TAPPER CSK 4.2X10MM S/S
Qty	3
Stock Code	
Description	
Qty	
Stock Code	
Description	
Qty	
Stock Code	
Description	
Qty	

Ref.	Applicable Boats	Description	Stock Code	QTY
8	L46 ALL	DECK FILLER AMIOT DIESEL #67012 NYLON/GRP - W/HANDLE SCKT	DCK FLL AM DSLG	2

◀ Return to Assembly Page



Fasteners required for this part	
Stock Code	HSLMPSS36
Description	HOSE CLAMP S/S GSS36 44-70MM
Qty	4
Stock Code	
Description	
Qty	
Stock Code	
Description	
Qty	
Stock Code	
Description	
Qty	

Ref.	Applicable Boats	Description	Stock Code	QTY
9	L46 ALL	HOSE FUEL FILL CARBO7840A1 2IN #TGO007/16 (PACKING=20M)	HSFL TGO007/16	4.3M

◀ Return to Assembly Page



Port




Stbd

Fasteners required for this part	
Stock Code	BTH08X40S
Description	BOLT HEX M8X40MM S/S
Qty	4
Stock Code	NTN08S
Description	NUT NYLOCK M8 S/S
Qty	4
Stock Code	WSF08S
Description	WASHER FLAT M8 S/S
Qty	8
Stock Code	
Description	
Qty	

Ref.	Applicable Boats	Description	Stock Code	QTY
10	L46 ALL	THRU-BLKHD FTNG FUEL LINES L40 S/S (PORT+STBD)	THRUBHD FL L40	1

◀ Return to Assembly Page



Click here for Adaptor only

Click here for Elbow only

Click here for Hose End only

Fasteners required for this part	
Stock Code	BTH08X40S
Description	BOLT HEX M8X40MM S/S
Qty	2
Stock Code	WSF08S
Description	WASHER FLAT M8 S/S
Qty	2
Stock Code	WSP08S
Description	WASHER PENNY M8X2MM S/S
Qty	2
Stock Code	NTN08S
Description	NUT NYLOCK M8 S/S
Qty	2

Ref.	Applicable Boats	Description	Stock Code	QTY
11	L46 ALL	FUEL FLTR/WTR SEPRTR RACOR #R500FG	FUEL FLTR R5FG	2

Return to Assembly Page



Ref.	Applicable Boats	Description	Stock Code	QTY
	L46 ALL	ADAPTOR 1/2 SAEMALE-3/8 NPTFEM #3269X8X6	ADPTR 3269X8X6	4

[Return to Assembly Page](#)



Fasteners required for this part	
Stock Code	HSCLMPSS04
Description	HOSE CLAMP S/S GMS4 6-17MM
Qty	4
Stock Code	
Description	
Qty	
Stock Code	
Description	
Qty	
Stock Code	
Description	
Qty	

Ref.	Applicable Boats	Description	Stock Code	QTY
12	L46 ALL	HOSE FUEL 3/8INX50FT TRIDENT #365-0386 (50FT ROL = 15.239M)	HSFL TR3650386	12M


◀ Return to Assembly Page



Fasteners required for this part	
Stock Code	HSCLMPSS04
Description	HOSE CLAMP S/S GMS4 6-17MM
Qty	4
Stock Code	
Description	
Qty	
Stock Code	
Description	
Qty	
Stock Code	
Description	
Qty	

Ref.	Applicable Boats	Description	Stock Code	QTY
13	L46 ALL	HOSE FUEL 3/8INX50FT TRIDENT #365-0386 (50FT ROL = 15.239M)	HSFL TR3650386	1.5M

◀ Return to Assembly Page



Ref.	Applicable Boats	Description	Stock Code	QTY
14	L46 ALL	BALL VALVE BRONZE 3/8IN FPT ABI #1761BR WITH S/S HANDLE	VLV BLL BZS10F	2

[Return to Assembly Page](#)



Ref.	Applicable Boats	Description	Stock Code	QTY
	L46 ALL	NIPPLE HEX 3/8IN S/S REF FFSS #3/8 FFSS	NPL FFSS 3/8	4

[!\[\]\(919a2cb85b99741a73c0c31a427236a8_img.jpg\) Return to Assembly Page](#)



Ref.	Applicable Boats	Description	Stock Code	QTY
	L46 ALL	ELBOW BRASS 3/8MPTX3/8FPT HYFLO #3400X6	ELB BS 3400X6	8

[!\[\]\(3dfb8d66e81160ad61421a3452093d1b_img.jpg\) Return to Assembly Page](#)




Ref.	Applicable Boats	Description	Stock Code	QTY
	L46 ALL	HOSE END BRASS #AF-606BT 3/8MPT X 3/8IDHOSE	HSEND BSAF606BT	4

[!\[\]\(c507f772dba2b921f86777f01218e570_img.jpg\) Return to Assembly Page](#)



Fasteners required for this part	
Stock Code	HSCLMPSS04
Description	HOSE CLAMP S/S GMS4 6-17MM
Qty	4
Stock Code	
Description	
Qty	
Stock Code	
Description	
Qty	
Stock Code	
Description	
Qty	

Ref.	Applicable Boats	Description	Stock Code	QTY
13	L46 ALL	HOSE FUEL 3/8INX50FT TRIDENT #365-0386 (50FT ROL = 15.239M)	HSFL TR3650386	0.5M




Ref.	Applicable Boats	Description	Stock Code	QTY
15	L46 ALL	BALL VALVE BRONZE 3/8IN FPT ABI #1761BR WITH S/S HANDLE	VLV BLL BZS10F	2

[Return to Assembly Page](#)



Ref.	Applicable Boats	Description	Stock Code	QTY
16	L46 ALL	FUEL GAUGE VDO LOGIC 12V #NO2 220 148 FOR LEVER SENSOR	FLGG VDOL 12LS	2

◀ Return to Assembly Page

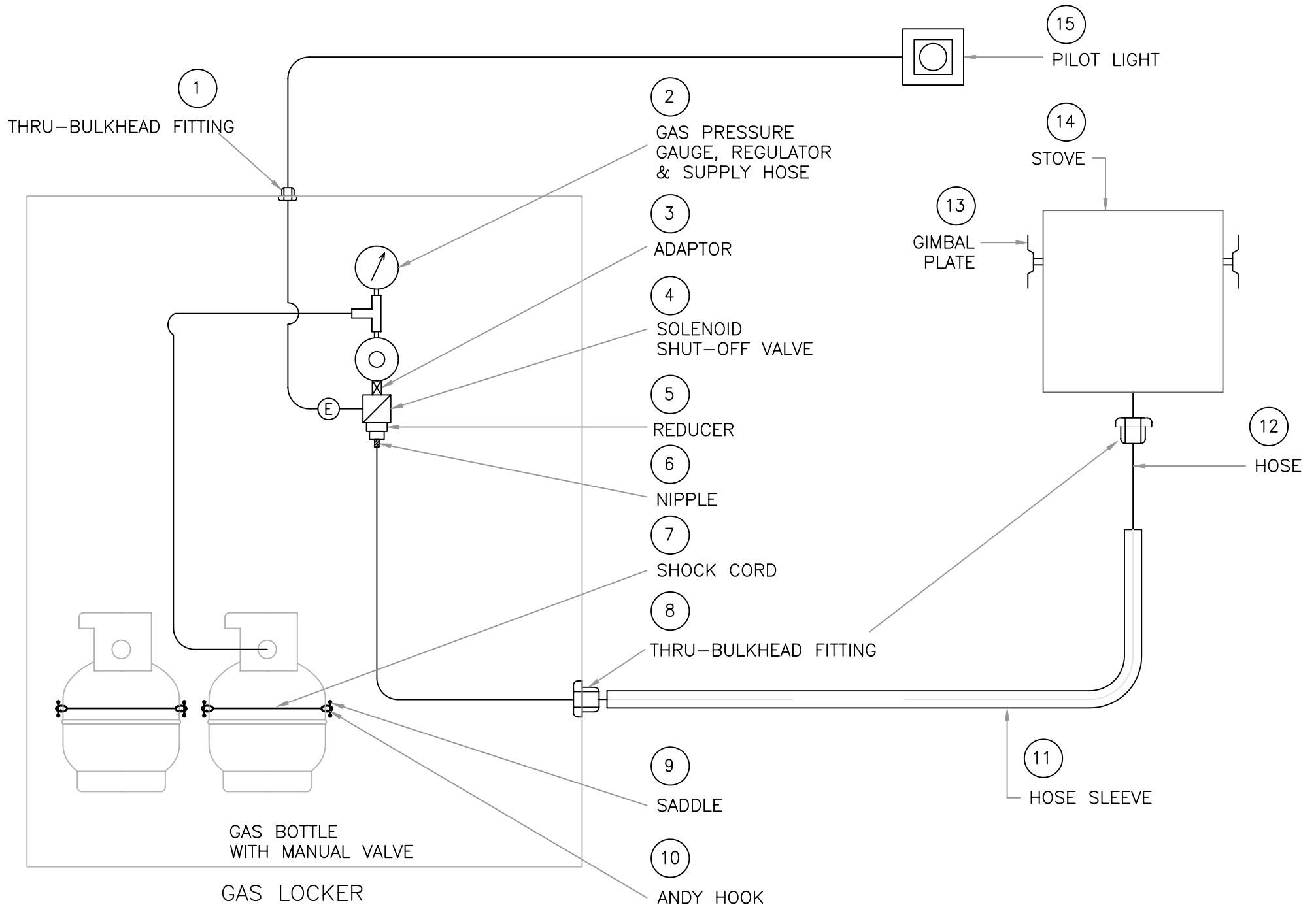


Fasteners required for this part	
Stock Code	MSP05X20S
Description	MACH SCREW PAN HD M5X20MM S/S
Qty	4
Stock Code	MSP05X30S
Description	MACH SCREW PAN HD M5X30MM S/S
Qty	1
Stock Code	WSF05S
Description	WASHER FLAT M5 S/S
Qty	5
Stock Code	
Description	
Qty	

Ref.	Applicable Boats	Description	Stock Code	QTY
17	L46 ALL	TANK SENSOR VDO LEVER-TYPE #226.801/015/001 (150-600MM)	TNKSNSR VDO LT	2

◀ Return to Assembly Page

L46 GAS SYSTEM SCHEMATIC





Ref.	Applicable Boats	Description	Stock Code	QTY
1	L46 ALL	THRU-BLKHD FTNG FOR LPG COPPER TUBE/WIRING TRIDENT #1438-8876	THRUBHD GSTBE	1

[Return to Assembly Page](#)



Ref.	Applicable Boats	Description	Stock Code	QTY
2	L46 ALL	GAS REGULATOR 1STAGE C/W GUAGE +20'PIGTAIL TRIDENT #1211-1401	GS REG TR1SGP	1

◀ Return to Assembly Page



Ref.	Applicable Boats	Description	Stock Code	QTY
3	L46 ALL	ADAPTOR GAS TRIDENT #600-3838	ADPTR TR6003838	1

◀ Return to Assembly Page



Ref.	Applicable Boats	Description	Stock Code	QTY
4	L46 ALL	SOLENOID SHUTOFF VALVE LPG 12V	SLND VLV TR8.2	1

◀ Return to Assembly Page



Ref.	Applicable Boats	Description	Stock Code	QTY
5	L46 ALL	REDUCER HEX 3/8"X1/4" FEM-MALE BRASS 222P-6-4	RED 222P-6-4	1

◀ Return to Assembly Page



Ref.	Applicable Boats	Description	Stock Code	QTY
6	L46 ALL	NIPPLE HEX RED 3/8"X1/4" BRASS #216P-6-4	NPL 216P-6-4	1

[!\[\]\(5eb1325dfdc3f1cad8426726c0db51cd_img.jpg\) Return to Assembly Page](#)



Ref.	Applicable Boats	Description	Stock Code	QTY
7	L46 ALL	SHOCK CORD 6MM	SHCK CRD 6MM	1.5 m

[Return to Assembly Page](#)



Ref.	Applicable Boats	Description	Stock Code	QTY
8	L46 ALL	THRU-BLKHD FTNG FOR LPG HOSE TRIDENT #1438-8439	THRUBHD GSHSE	2

◀ Return to Assembly Page



Ref.	Applicable Boats	Description	Stock Code	QTY
9	L46 ALL	SADDLE (12MM ROPE) S/S RONSTAN #RS528	SDL 12 RS528	4

◀ Return to Assembly Page



Ref.	Applicable Boats	Description	Stock Code	QTY
10	L46 ALL	ANDY HOOK PLASTIC#85B CB988520	ANDY HK 85	4

[Return to Assembly Page](#)



Ref.	Applicable Boats	Description	Stock Code	QTY
11	L46 ALL	FIRE SHIELD SLEEVE FOR LPGHOSE TRIDENT #320-0780/1000(50'ROL)	FRSHLD SLV	7.7 m

◀ Return to Assembly Page



Ref.	Applicable Boats	Description	Stock Code	QTY
12	L46 ALL	HOSE LPG FLEXBLE C/W FTNGS 20' TRIDENT #1014-3838-240	HSE LPG TR20	1

◀ Return to Assembly Page



Ref.	Applicable Boats	Description	Stock Code	QTY
13	L46 ALL	GIMBAL FIXING PLATE S/S L45	GMBL FXPLT L45	2

◀ Return to Assembly Page



Ref.	Applicable Boats	Description	Stock Code	QTY
14	L46 ALL	3-BURNER STOVE+OVEN & BROILER FORCE 10 #60351 INCL MRGS MOD.	COOKERF10 60351	1

◀ Return to Assembly Page



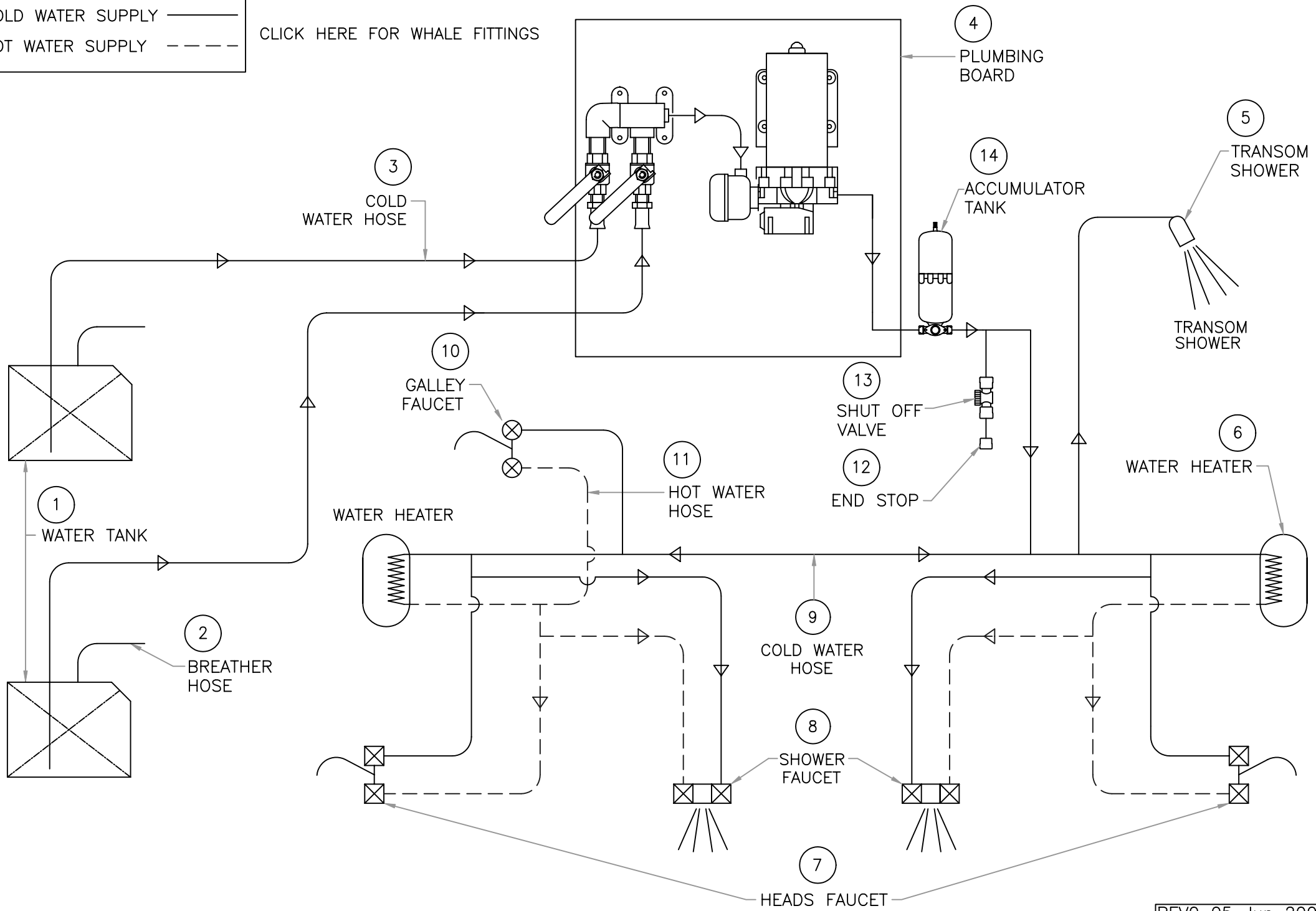
Ref.	Applicable Boats	Description	Stock Code	QTY
15	L46 ALL	GAS CONTROL PANEL R&C	GS CTRLPNL RC	1

◀ Return to Assembly Page

L46 FRESH WATER SUPPLY

COLD WATER SUPPLY ———
HOT WATER SUPPLY - - - -

[CLICK HERE FOR WHALE FITTINGS](#)





HP ADPTR 1514



HP ADPTR 1532




HP TEE 1502



HP ELB 1503

Ref.	Applicable Boats	Description	Stock Code	QTY
L46 ALL		WHALE HP ADAPTOR #WX1514 1/2"BSPX15MM	HP ADPTR 1514	1
L46 ALL		WHALE HP ADAPTOR #WX1532 1/2"FPT X 15MM	HP ADPTR 1532	1
L46 ALL		WHALE HP TEE #WX1502 15MM	HP TEE 1502	1
L46 ALL		WHALE HP ELBOW #WX1503 15MM	HP ELB 1503	1

◀ Return to Assembly Page



Ref.	Applicable Boats	Description	Stock Code	QTY
1	L46 ALL	WATER TANK PLASTIC RIGID 390L VETUS #WTANK390	WTRTNK VTSRD400	2

[Return to Assembly Page](#)



Fasteners required for this part	
Stock Code	STP3.5X12S
Description	SELF TAPPER PAN HD 3.5X12MM S/S
Qty	5
Stock Code	
Description	
Qty	
Stock Code	
Description	
Qty	
Stock Code	
Description	
Qty	

Ref.	Applicable Boats	Description	Stock Code	QTY
1	L46 ALL	WATERTANK SUCTION PIPE S/S C/W GASKET (DWG L45/4.4810/1040)	WTRTNK SCTNPP	2

◀ Return to Assembly Page



Ref.	Applicable Boats	Description	Stock Code	QTY
1	L46 ALL	WATER TANK INSTALLTN KIT VETUS FOR 390L/220L TANKS	WTRTNK VTSINSKT	2

[Return to Assembly Page](#)




Ref.	Applicable Boats	Description	Stock Code	QTY
1	L46 ALL	U-BOLT M8X60MM S/S	U-BLT08X60S	6

[Return to Assembly Page](#)



Ref.	Applicable Boats	Description	Stock Code	QTY
1	L46 ALL	TIE DOWN STRAP WATER TANK L45	TIE DNS WTR L45	4


◀ Return to Assembly Page



Fasteners required for this part	
Stock Code	HSCLMPSS08
Description	HOSE CLAMP S/S GSS8 14-27MM
Qty	2
Stock Code	
Description	
Qty	
Stock Code	
Description	
Qty	
Stock Code	
Description	
Qty	

Ref.	Applicable Boats	Description	Stock Code	QTY
2	L46 ALL	HOSE PVC REINFORCED 15MM (PACKING = 30M ROLL)	HSPVC15	10M


◀ Return to Assembly Page



Fasteners required for this part	
Stock Code	HSCLMPSS08
Description	HOSE CLAMP S/S GSS8 14-27MM
Qty	2
Stock Code	
Description	
Qty	
Stock Code	
Description	
Qty	
Stock Code	
Description	
Qty	

Ref.	Applicable Boats	Description	Stock Code	QTY
3	L47PC ALL	HOSE PVC REINFORCED 15MM (PACKING = 30M ROLL)	HSPVC15	10M

◀ Return to Assembly Page



Fasteners required for this part	
Stock Code	STP5.5X25S
Description	SELF TAPPER PAN HD 5.5X25MM S/S
Qty	4
Stock Code	
Description	
Qty	
Stock Code	
Description	
Qty	
Stock Code	
Description	
Qty	

Ref.	Applicable Boats	Description	Stock Code	QTY
4	L46 ALL	WATERPUMP SUB-ASSEMBLY SET L40 (STANDARD BOATS)	WTRPMP SA L40	1

◀ Return to Assembly Page



Ref.	Applicable Boats	Description	Stock Code	QTY
4	L46 ALL	INSET MALE ADAPTER 15X1/2" SS	INSSMLADPT15X12	2

[Return to Assembly Page](#)



Fasteners required for this part	
Stock Code	STP5.5X25S
Description	SELF TAPPER PAN HD 5.5X25MM S/S
Qty	2
Stock Code	
Description	
Qty	
Stock Code	
Description	
Qty	
Stock Code	
Description	
Qty	

Ref.	Applicable Boats	Description	Stock Code	QTY
4	L46 ALL	PUMP JABSCO PAR- MAX3 3.5GPM 12V #31600-0092	PMP JBSC 31600	1

◀ Return to Assembly Page



Ref.	Applicable Boats	Description	Stock Code	QTY
4	L46 ALL	BALL VALVE BRONZE 1/2IN FPT ABI #1762BR S/S HANDLE(12/BOX)	VLV BLL BZS13F	4

[Return to Assembly Page](#)



Fasteners required for this part	
Stock Code	STP3.5X12S
Description	SELF TAPPER PAN HD 3.5X12MM S/S
Qty	4
Stock Code	
Description	
Qty	
Stock Code	
Description	
Qty	
Stock Code	
Description	
Qty	

Ref.	Applicable Boats	Description	Stock Code	QTY
4	L46 ALL	WATERPUMP MANIFOLD TYPE 1 S/S ELECTRO-POLISHED (DWG NO.....)	WTRPMP MNFLD 1	1

◀ Return to Assembly Page



Ref.	Applicable Boats	Description	Stock Code	QTY
4	L46 ALL	MOUNING BOARD SHOWER PUMP L38 280MMX160MMX12MM PLY	MNTBD S/PMP L38	1

[Return to Assembly Page](#)



Ref.	Applicable Boats	Description	Stock Code	QTY
4	L46 ALL	PUMP GARD 1MM SNAP-IN CONN. JABSCO #46400-9500	PMP GRD 12S	1


◀ Return to Assembly Page



Fasteners required for this part	
Stock Code	STCP4.2X16S
Description	SELF TAPPER CSK POZI 4.2X16MM S/S
Qty	4
Stock Code	
Description	
Qty	
Stock Code	
Description	
Qty	
Stock Code	
Description	
Qty	

Ref.	Applicable Boats	Description	Stock Code	QTY
5	L46 ALL	TRANSOM SHOWER COLD SSI (5/PK) #48720000 COOL WATER STOWAWAY	SHWR TRM SSI	1

◀ Return to Assembly Page



Click here flexible connector

Fasteners required for this part	
Stock Code	STP3.5X12S
Description	SELF TAPPER PAN HD 3.5X12MM S/S
Qty	4
Stock Code	
Description	
Qty	
Stock Code	
Description	
Qty	
Stock Code	
Description	
Qty	

Ref.	Applicable Boats	Description	Stock Code	QTY
6	L46 ALL	HOT WTR CYL FORCE10 23LTR 120V #40601 (6GAL)	HWC F10 40601	2

Return to Assembly Page



Ref.	Applicable Boats	Description	Stock Code	QTY
6	L46 ALL	WHALE HP HEATER CONNECTOR #WX1519B CB #351519	HP CONN WX1519B	2

[Return to Assembly Page](#)



Ref.	Applicable Boats	Description	Stock Code	QTY
7	L46 ALL	FAUCET BARKA BASIN MIXER #MM6700	FCT BRK MM6700	4

◀ Return to Assembly Page



- Click here for Braided Connector
- Click here for trim Lever
- Click here for Shower Hose

- Click here for Shower Bar
- Click here for Shower Union
- Click here for Grohsafe X Flow

Ref.	Applicable Boats	Description	Stock Code	QTY
8	L46 ALL	SHOWER HEAD HAND-HELD TEMPEGROHE #28 421 000 3WAY ADJUST	GRH 28.421	4

◀ Return to Assembly Page



Ref.	Applicable Boats	Description	Stock Code	QTY
8	L46 ALL	GROHE EUROPLUS2 PBV TRIM LEVER #19.716 CHROME	GRH 19.716	4

◀ Return to Assembly Page



Ref.	Applicable Boats	Description	Stock Code	QTY
8	L46 ALL	SHOWER HOSE 59IN CHROMED METAL GROHE #28 105 000 FIG6211	GRH 28.105	4

◀ Return to Assembly Page



Ref.	Applicable Boats	Description	Stock Code	QTY
8	L46 ALL	SHOWER BAR 24" INC SWIVEL HAND SHOWER HOLDER GROHE #28666000	GRH 28.666	4

◀ Return to Assembly Page



Ref.	Applicable Boats	Description	Stock Code	QTY
8	L46 ALL	SHOWER UNION 1/2IN GROHE #28 672 000	GRH 28.672	4

◀ Return to Assembly Page




Ref.	Applicable Boats	Description	Stock Code	QTY
8	L46 ALL	GROHSAFE PBV X-FLOW ROUGH-IN GROHE #35.252	GRH 35.252	4

◀ Return to Assembly Page



Ref.	Applicable Boats	Description	Stock Code	QTY
8	L46 ALL	CONNECTOR BRAIDED 15MMX1000#BSS-15-1000	CNTR BSS151000	8

[Return to Assembly Page](#)



[Click here for Typical Whale Fittings](#)


Ref.	Applicable Boats	Description	Stock Code	QTY
9	L46 ALL	WHALE HP PIPE #WS7152 15MM BLU	HP PIPE 15 BLUE	25M

[Return to Assembly Page](#)



Ref.	Applicable Boats	Description	Stock Code	QTY
10	L46 ALL	FAUCET BARKA BASIN MIXER #MM6700	FCT BRK MM6700	1

[Return to Assembly Page](#)



Click here for Typical Whale Fittings

Ref.	Applicable Boats	Description	Stock Code	QTY
11	L46 ALL	WHALE HP PIPE #WS7154 15MM RED	HP PIPE 15 RED	25m

[Return to Assembly Page](#)



Ref.	Applicable Boats	Description	Stock Code	QTY
12	L47PC ALL	WHALE HP END STOP 15MM #WX1546B	HP END WX1546B	1

◀ Return to Assembly Page



Ref.	Applicable Boats	Description	Stock Code	QTY
13	L46 ALL	VALVE EMERGENCY SHUT OFF 15MM JOHN GUEST #15 ESOT	VLV JG 15 ESOT	1

[Return to Assembly Page](#)



HP ADPTR 1531



HP TEE 1502



HP END WX1546B

Ref.	Applicable Boats	Description	Stock Code	QTY
	L46 ALL	WHALE HP TEE #WX1502 15MM	HP TEE 1502	1
	L46 ALL	WHALE HP END STOP 15MM #WX1546B	HP END WX1546B	1
	L46 ALL	WHALE HP ADAPTOR ELBOW WX151/2"X 15MM	HP ADPTR 1531	8

◀ Return to Assembly Page



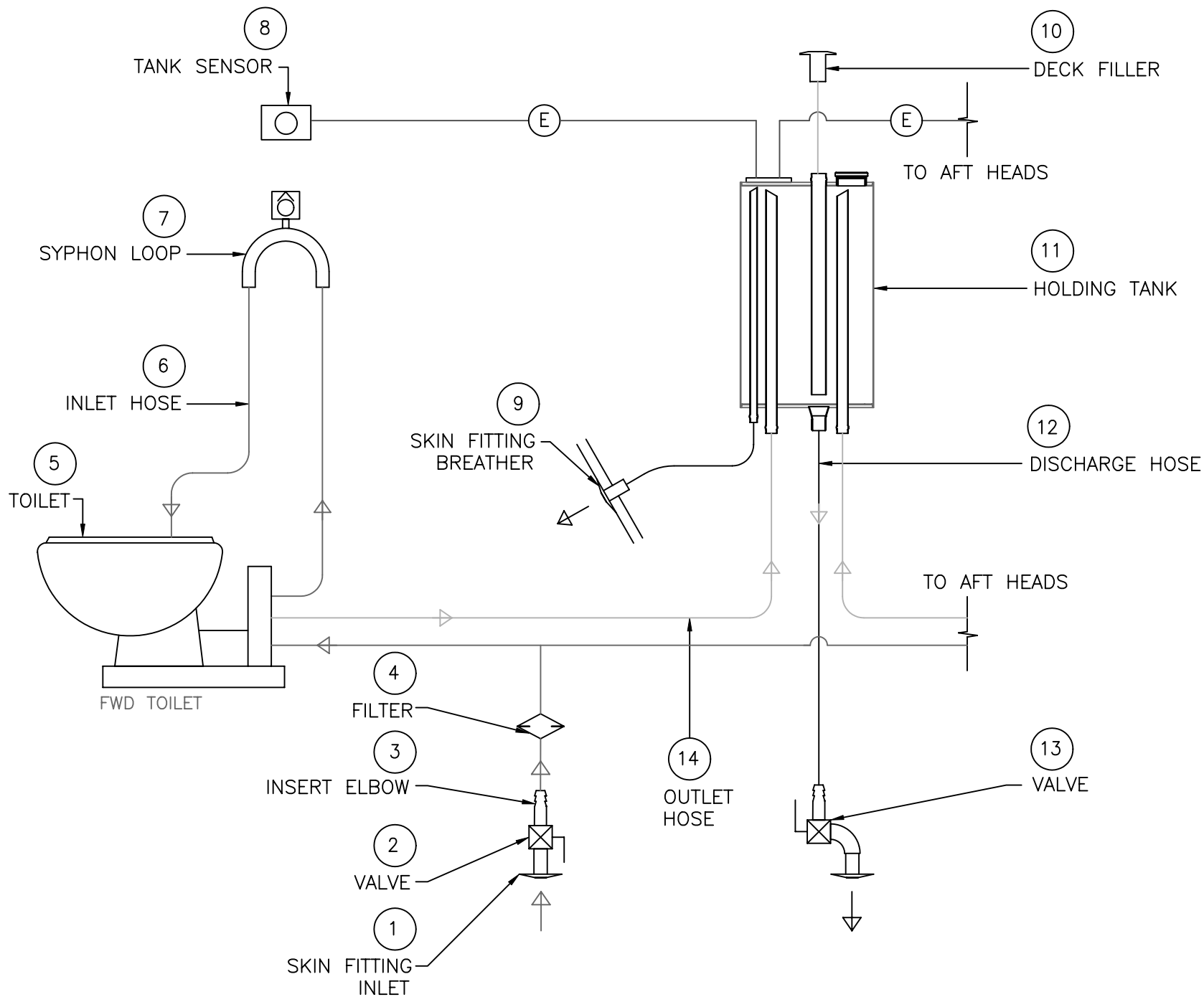
[Click here for Typical Whale Fittings](#)

Ref.	Applicable Boats	Description	Stock Code	QTY
14	L46 ALL	ACCUMULATOR TANK 1 LT JABSCO # 30573-0000	ACMLTR TNK 1	1

[Return to Assembly Page](#)

L46 ELECTRICAL TOILET SYSTEM

OPTIONAL EXTRA
L46-6154





Ref.	Applicable Boats	Description	Stock Code	QTY
1	L46 ALL	SKIN FITTING BRONZE 20MM MPT	SKN FTNG BZ 20	2

◀ Return to Assembly Page



Ref.	Applicable Boats	Description	Stock Code	QTY
2	L46 ALL	BALL VALVE BRONZE 3/4IN FPT ABI #1763BR S/S HANDLE(10/BOX)	VLV BLL BZS20F	2

◀ Return to Assembly Page



Ref.	Applicable Boats	Description	Stock Code	QTY
3	L46 ALL	INSERT MALE ELBOW 20MM NYLON	INSMLELB20	2

◀ Return to Assembly Page



Fasteners required for this part	
Stock Code	
Description	
Qty	
Stock Code	
Description	
Qty	
Stock Code	
Description	
Qty	
Stock Code	
Description	
Qty	

Ref.	Applicable Boats	Description	Stock Code	QTY
4	L46 ALL	PUMP GUARD PAR 19MM HOSE CONN.JABSCO #36200-0000/#16 SCREEN	PMP GRD 19H/16	2

◀ Return to Assembly Page



Ref.	Applicable Boats	Description	Stock Code	QTY
5	L46 ALL	TOILET QUIET FLUSH 12V REGULAR JABSCO #37245-1092	TLT 37245-1092	4

◀ Return to Assembly Page



Fasteners required for this part	
Stock Code	HSCLMPSS16
Description	HOSE CLAMP S/S GSS16 17-38MM
Qty	2
Stock Code	
Description	
Qty	
Stock Code	
Description	
Qty	
Stock Code	
Description	
Qty	

Ref.	Applicable Boats	Description	Stock Code	QTY
6	L46 ALL	HOSE SANITATION 3/4" I.D.XHD TRIDENT #148-0340 VAC 100FTROL	HSSN TRID XHD20	24M


◀ Return to Assembly Page



Fasteners required for this part	
Stock Code	STP3.5X16S
Description	SELF TAPPER PAN HD 3.5X16MM
Qty	1
Stock Code	
Description	
Qty	
Stock Code	
Description	
Qty	
Stock Code	
Description	
Qty	

Ref.	Applicable Boats	Description	Stock Code	QTY
7	L46 ALL	ANTI-SYPHON LOOP 19MM RCMARINE MF842 (ALT JABSCO #29015-0000)	ANTSPHN LP 19	4

◀ Return to Assembly Page



Fasteners required for this part	
Stock Code	STP3.5X16S
Description	SELF TAPPER PAN HD 3.5X16MM
Qty	2
Stock Code	
Description	
Qty	
Stock Code	
Description	
Qty	
Stock Code	
Description	
Qty	

Click here for Tank Sensor Switch

Ref.	Applicable Boats	Description	Stock Code	QTY
8	L46 ALL	TANK FULL INDICATOR PANEL KIT SEALAND 385-310889	SL 385-310889	4

Return to Assembly Page



Ref.	Applicable Boats	Description	Stock Code	QTY
8	L46 ALL	TANK SENSOR SEALAND SWITCH ASSEMBLY #385230278	TNKSNSR SLSW	2

◀ Return to Assembly Page



Ref.	Applicable Boats	Description	Stock Code	QTY
9	L46 ALL	SKIN FITTING SCOOP 1"BSP 19/25MM INS ECS #39646	SKN FTNG E39646	12


[Return to Assembly Page](#)



Fasteners required for this part	
Stock Code	HSCLMPSS16
Description	HOSE CLAMP S/S GSS16 17-38MM
Qty	2
Stock Code	
Description	
Qty	
Stock Code	
Description	
Qty	
Stock Code	
Description	
Qty	

Ref.	Applicable Boats	Description	Stock Code	QTY
9	L46 ALL	HOSE KANAFLEX WHITE 25MM NON-TOXIC	HSKN 25NT	2M

◀ Return to Assembly Page




Click here for hose.

Fasteners required for this part	
Stock Code	STC4.2X10S
Description	SELF TAPPER CSK 4.2X10MM S/S
Qty	3
Stock Code	
Description	
Qty	
Stock Code	
Description	
Qty	
Stock Code	
Description	
Qty	

Ref.	Applicable Boats	Description	Stock Code	QTY
10	L46 ALL	DECK FILLER AMIOT WASTE #67013 NYLON/GRP - W/HANDLE SCKT	DCK FLL AM WSTG	2

◀ Return to Assembly Page



Fasteners required for this part	
Stock Code	HSCLMPSS24
Description	HOSE CLAMP S/S GSS24 25-51MM
Qty	2
Stock Code	
Description	
Qty	
Stock Code	
Description	
Qty	
Stock Code	
Description	
Qty	


Ref.	Applicable Boats	Description	Stock Code	QTY
10	L46 ALL	HOSE KANAFLEX WHITE 50MM (PACKING = 30M ROLL)	HSKN 50NT	0.5M

◀ Return to Assembly Page



Port Side

Click here for Tie Down Straps



Starboard Side

Click here for U-Bolt

Ref.	Applicable Boats	Description	Stock Code	QTY
11	L46 ALL	WASTE TANK L46 PORT C/W INSPECTION PORT (SUPPLY+FIT)	WSTTK L46PRT	1
11	L40 ALL	WASTE TANK L46 STBD C/W INSPECTION PORT (SUPPLY+FIT)	WSTTK L46STB	1

Return to Assembly Page



Ref.	Applicable Boats	Description	Stock Code	QTY
11	L46 ALL	TIE DOWN STRAP WASTE TANK L45	TIE DNS WST L45	4

◀ Return to Assembly Page



Ref.	Applicable Boats	Description	Stock Code	QTY
11	L46 ALL	U-BOLT M5X40MM S/S	U-BLT05X40S	8

◀ Return to Assembly Page



Fasteners required for this part	
Stock Code	HSCLMPSS24
Description	HOSE CLAMP S/S GSS24 25-51MM
Qty	2
Stock Code	
Description	
Qty	
Stock Code	
Description	
Qty	
Stock Code	
Description	
Qty	


Ref.	Applicable Boats	Description	Stock Code	QTY
12	L46 ALL	HOSE SANITATION 1 7/8"IDX50.0' TRIDENT #101-1786 SANI SHIELD	TR 101-1786	7M

◀ Return to Assembly Page



Ref.	Applicable Boats	Description	Stock Code	QTY
13	L46 ALL	SKIN FITTING+VALVE 2" 90DEG FORESPAR #931158	SKN FTNG 931158	2

◀ Return to Assembly Page

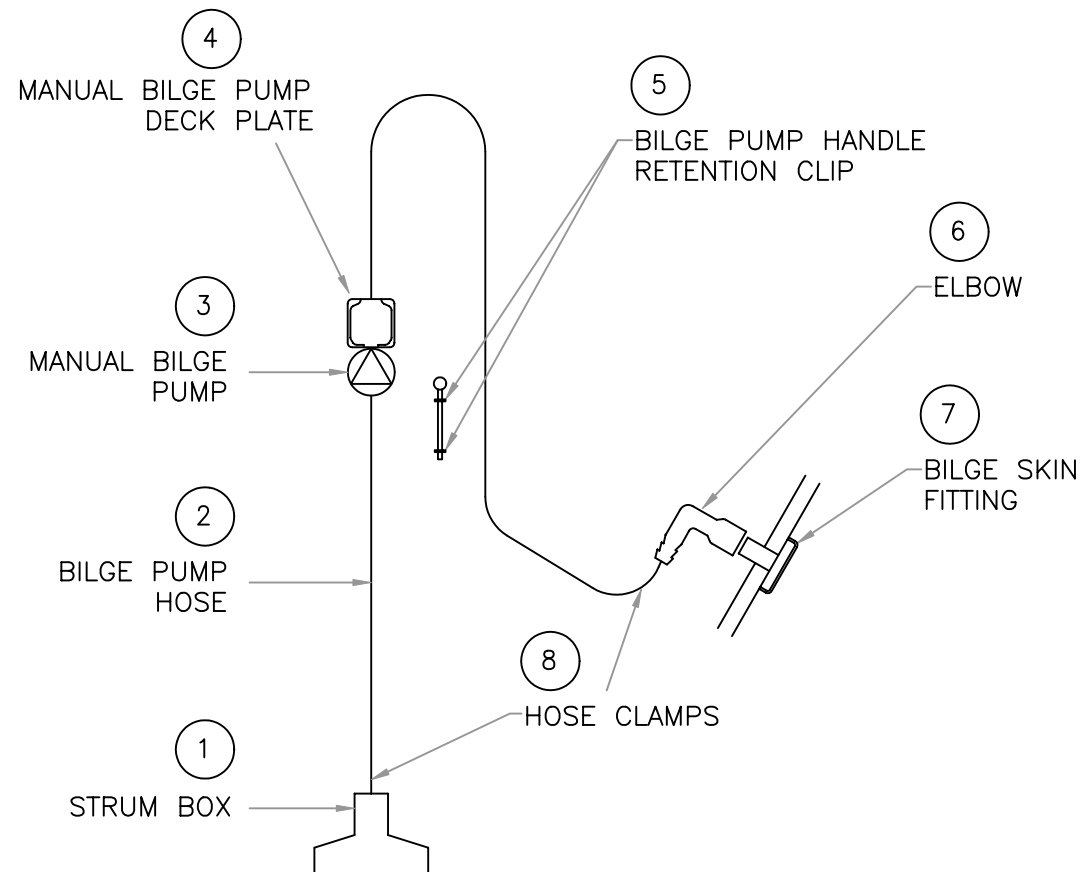


Fasteners required for this part	
Stock Code	HSCLMPSS24
Description	HOSE CLAMP S/S GSS24 25-51MM
Qty	2
Stock Code	
Description	
Qty	
Stock Code	
Description	
Qty	
Stock Code	
Description	
Qty	

Ref.	Applicable Boats	Description	Stock Code	QTY
14	L46 ALL	HOSE SANITATION 1 1/2" I.D.XHD TRIDENT #148-1120 VAC 100FTROL	HSSN TRID XHD40	5M

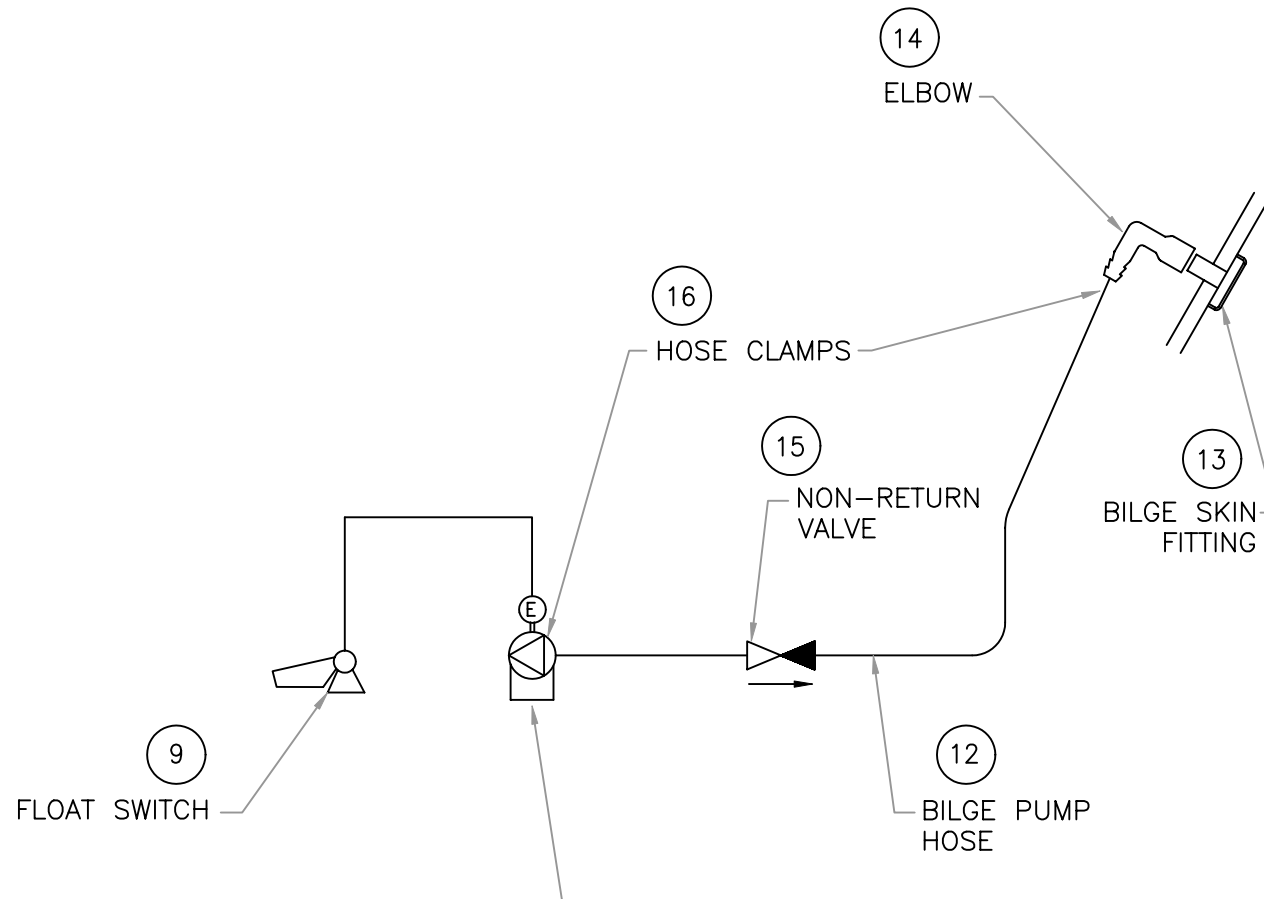
◀ Return to Assembly Page

L46 MANUAL BILGE SYSTEM SCHEMATIC



MANUAL BILGE PUMP SYSTEM
(PORT & STBD)

L46 ELECTRICAL BILGE SYSTEM SCHEMATIC



(10) RULE 1100 ELECTRIC BILGE PUMP— IN ENGINE ROOMS
(PORT & STBD)

(11) RULE 2000 ELECTRIC BILGE PUMP— IN KEEL SUMPS
(PORT & STBD)



Ref.	Applicable Boats	Description	Stock Code	QTY
1	L46 ALL	STRUM BOX SIDE ENTRY WHALE #SB4222	STRM BX SD	2

◀ Return to Assembly Page



Ref.	Applicable Boats	Description	Stock Code	QTY
2	L46 ALL	HOSE RECONFLEX GREY 40MM	HSRCN40	9 m

[◀ Return to Assembly Page](#)



Ref.	Applicable Boats	Description	Stock Code	QTY
3	L46 ALL	PUMP WHL GUSHER 10MK3 THRU-DCK #BP3740	PMP GSH10/3THRU	2

◀ Return to Assembly Page



Ref.	Applicable Boats	Description	Stock Code	QTY
4	L46 ALL	PUMP DECKPLATE WHALE #DP8904 PLASTIC, FOR GUSHER 10MK3	PMP DCKPL G10P	2

[Return to Assembly Page](#)




Ref.	Applicable Boats	Description	Stock Code	QTY
5	L46 ALL	SPRING CLIP PLASTIC 19MM HA75450 (CB#975450)	CLP SPR19 HA	4

[Return to Assembly Page](#)



Ref.	Applicable Boats	Description	Stock Code	QTY
6	L46 ALL	ELBOW 1 1/2"BSP FOR 38MM HOSE ECS #3963	ELB E3963	2

◀ Return to Assembly Page



Ref.	Applicable Boats	Description	Stock Code	QTY
7	L46 ALL	SKIN FITTING SCOOP 1 1/2"BSP ECS #39647	SKN FTNG E39647	2

◀ Return to Assembly Page



Ref.	Applicable Boats	Description	Stock Code	QTY
9	L46 ALL	PUMP FLOAT SWITCH RULE #37 20 AMP, WITHOUT FUSE	PMP RL FLSW37	4

◀ Return to Assembly Page



Ref.	Applicable Boats	Description	Stock Code	QTY
10	L46 ALL	PUMP SUBMERSIBLE RULE 1100 12V	PMP RL 1100	2

◀ Return to Assembly Page




Ref.	Applicable Boats	Description	Stock Code	QTY
11	L46 ALL	PUMP SUBMERSIBLE RULE 2000 12V 8.4AMP MODEL 10	PMP RL 2000	2

[Return to Assembly Page](#)



Ref.	Applicable Boats	Description	Stock Code	QTY
12	L46 ALL	HOSE PVC REINFORCED 25MM	HSPVC25	24 m

[Return to Assembly Page](#)



Ref.	Applicable Boats	Description	Stock Code	QTY
13	L46 ALL	SKIN FITTING SCOOP 1"BSP ECS #39646	SKN FTNG E39646	4

◀ Return to Assembly Page



Ref.	Applicable Boats	Description	Stock Code	QTY
14	L46 ALL	ELBOW 1"BSP FOR 25MM HOSE ECS #3962	ELB E3962	4

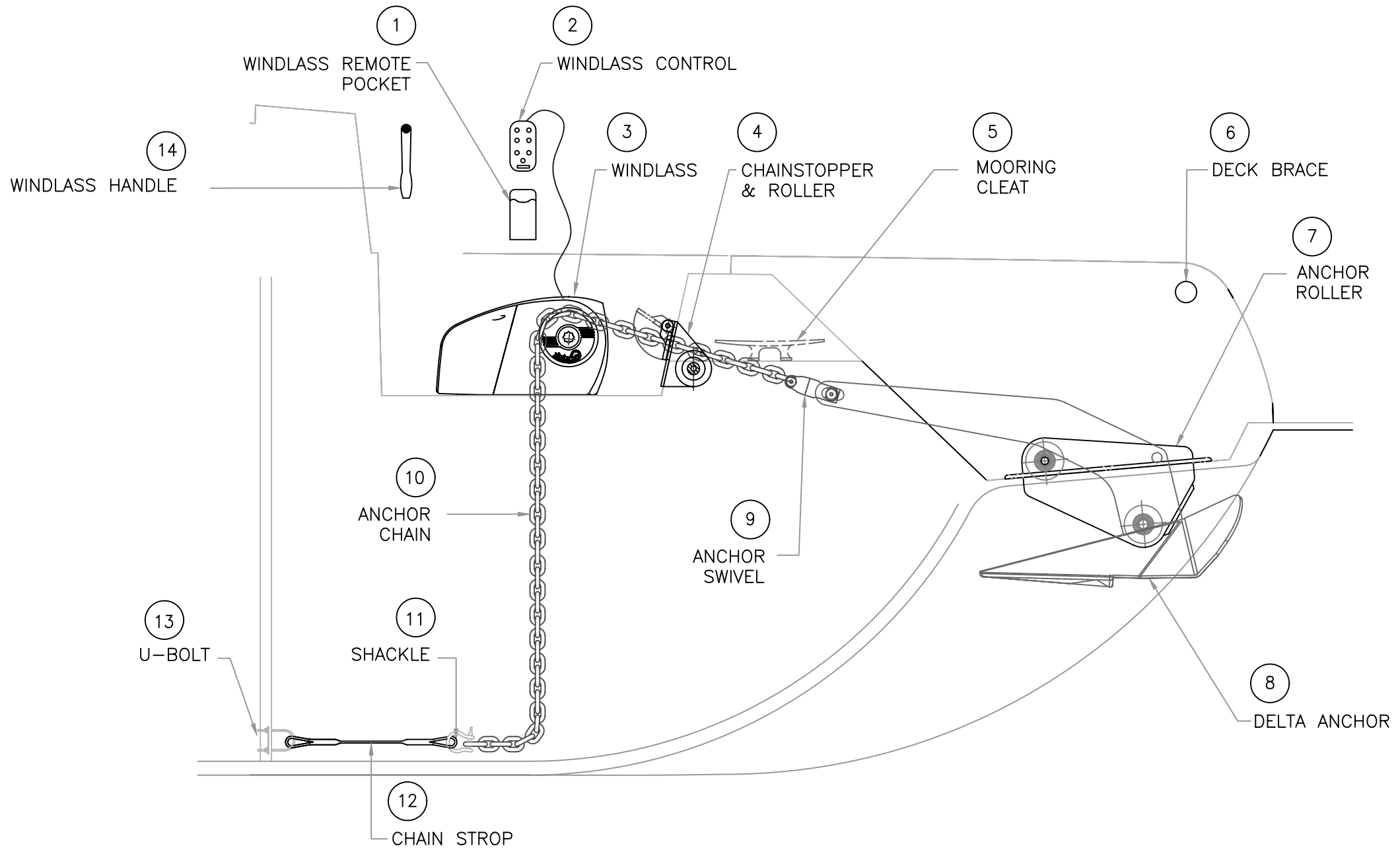
◀ Return to Assembly Page



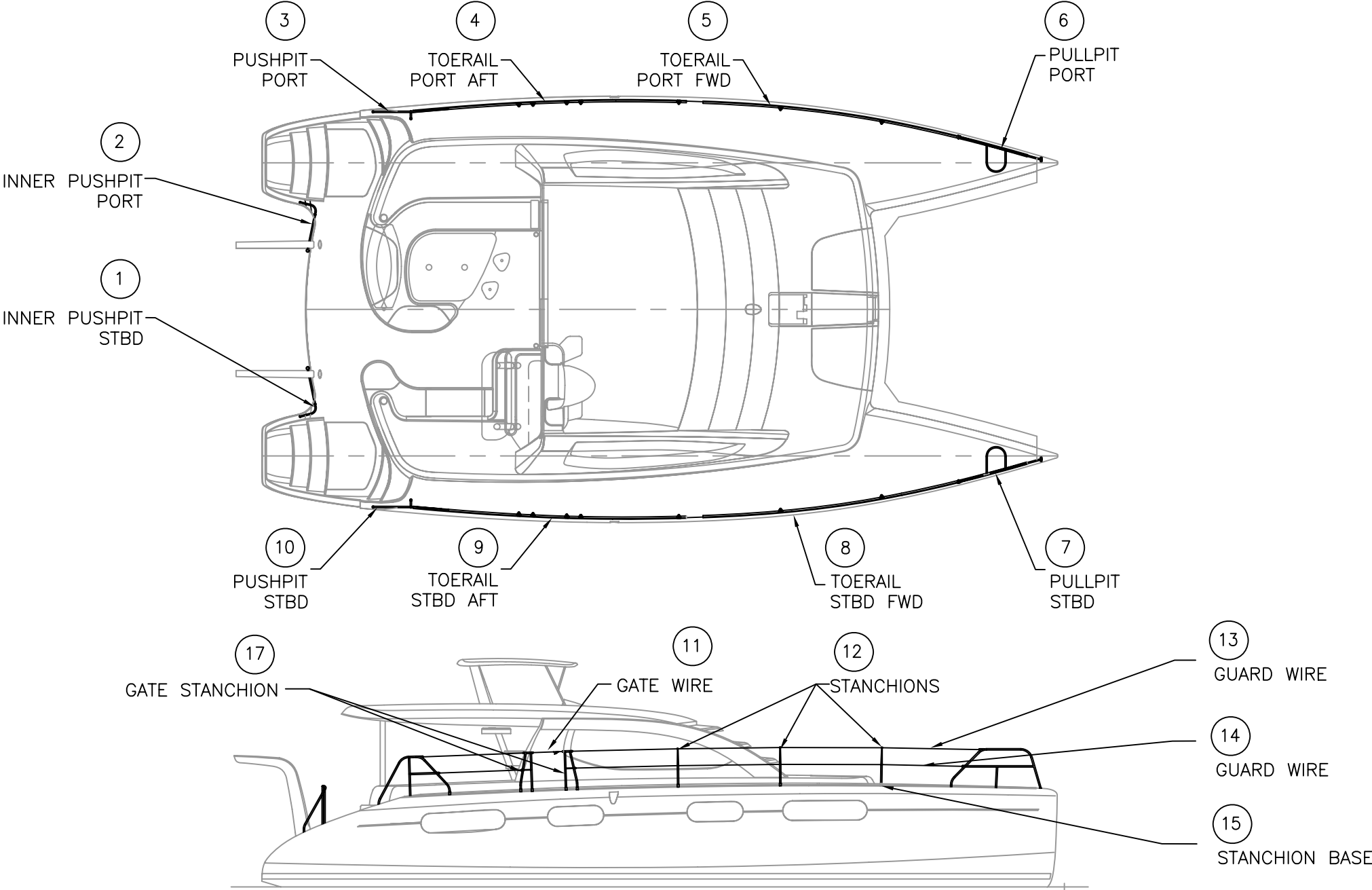
Ref.	Applicable Boats	Description	Stock Code	QTY
15	L46 ALL	VALVE NON-RETURN WHALE #LV1215 (FITS 25MM & 38MM HOSE)	VLV N/R WHL2538	4

◀ Return to Assembly Page

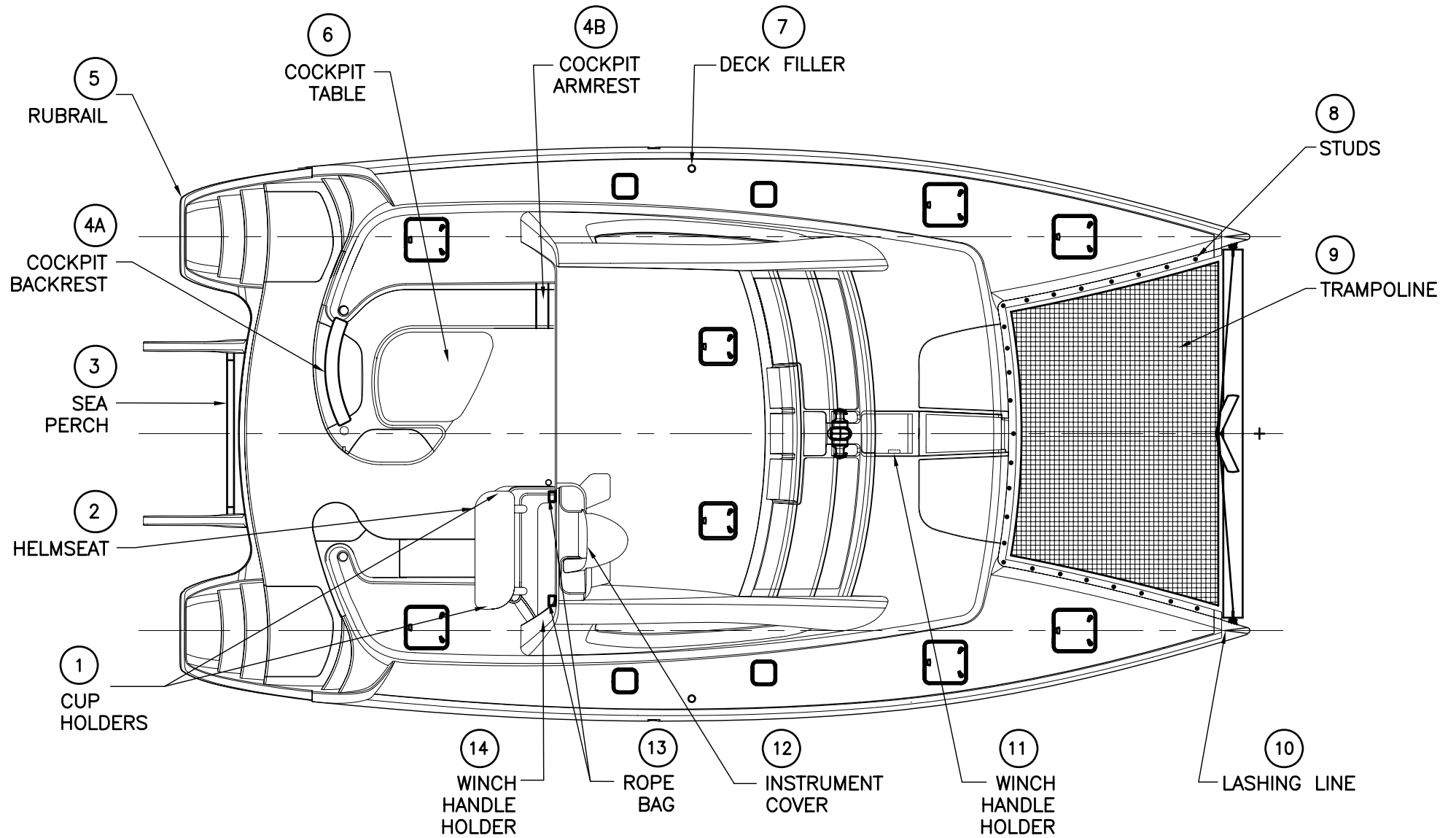
L46 PRIMARY ANCHOR ARRANGEMENT



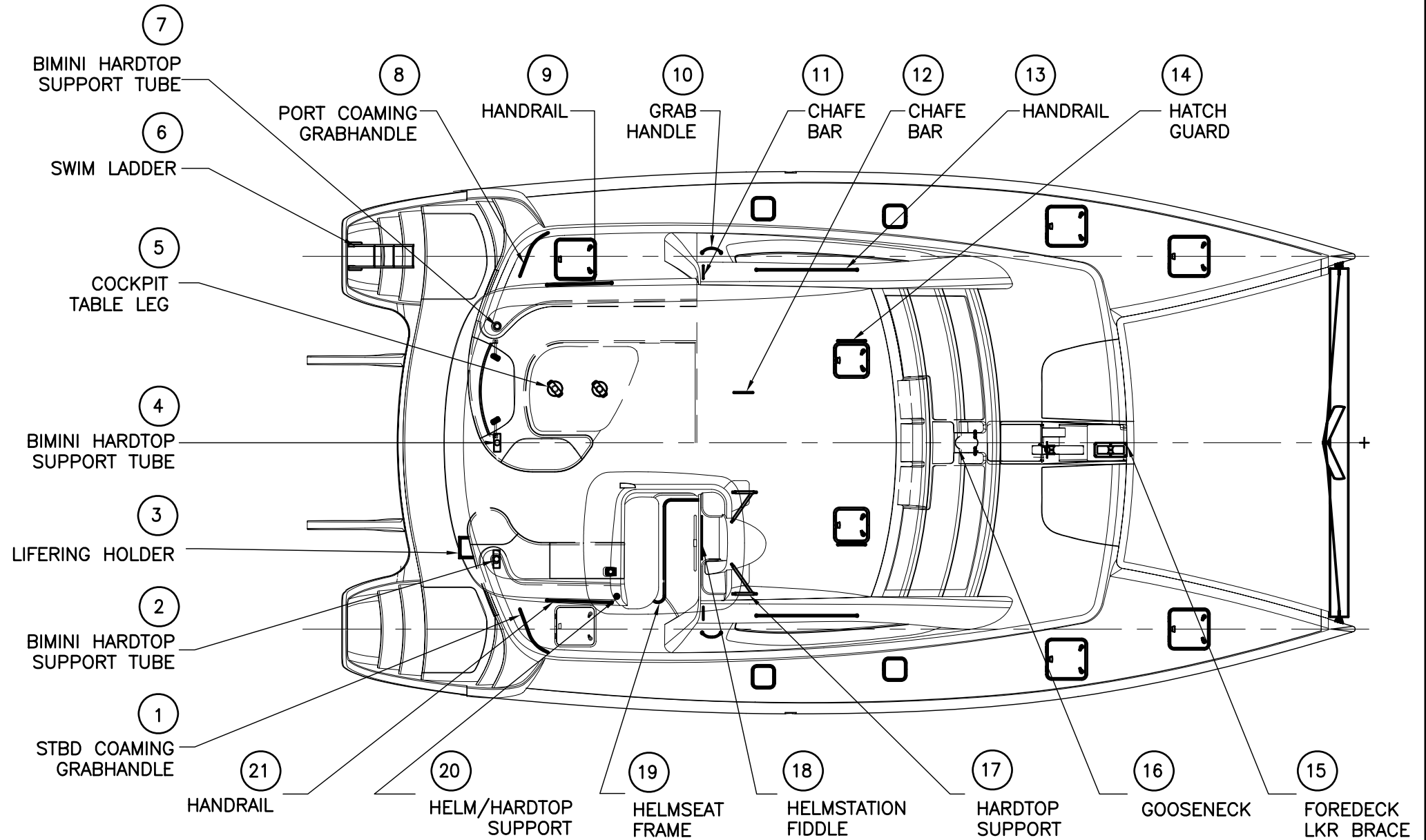
L46 STANCHIONS & GUARD WIRES



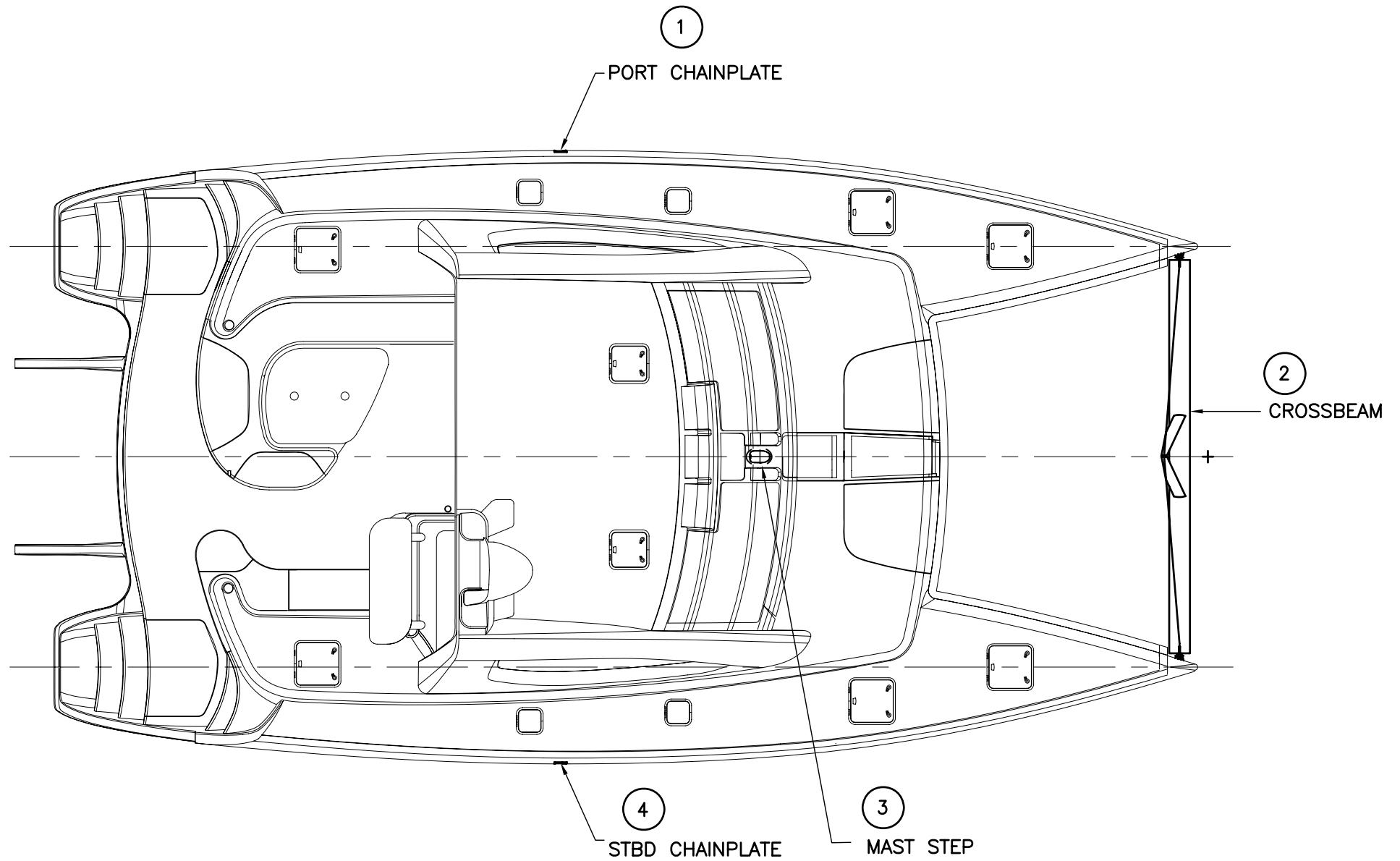
L46 MISCELLANEOUS DECK EQUIPMENT



L46 S/STEEL DECK FITTINGS




L46 MAST SUPPORT FITTINGS





Ref.	Applicable Boats	Description	Stock Code	QTY
1	L46 ALL	MAST STEP AL L45	MST STP L45	1

◀ Return to Assembly Page



Ref.	Applicable Boats	Description	Stock Code	QTY
2	L46 ALL	CROSSBEAM L46	CRSSBM L46	1

[Return to Assembly Page](#)



Ref.	Applicable Boats	Description	Stock Code	QTY
3	L46 ALL	MAIN CHAINPLATE S/S L46 (PORT) C/W BACKING PLATE	CHPLT MN L46P	1

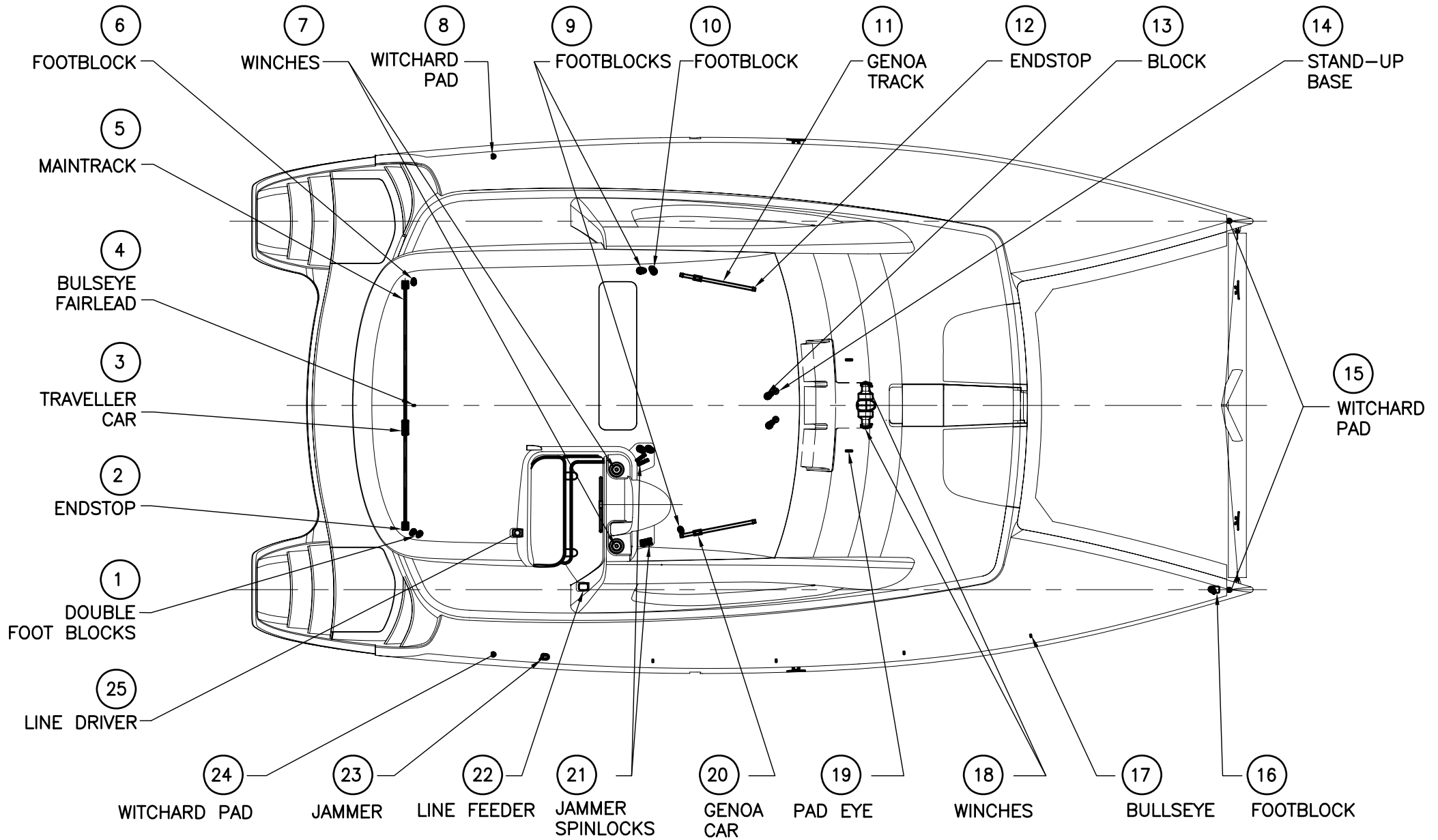
◀ Return to Assembly Page



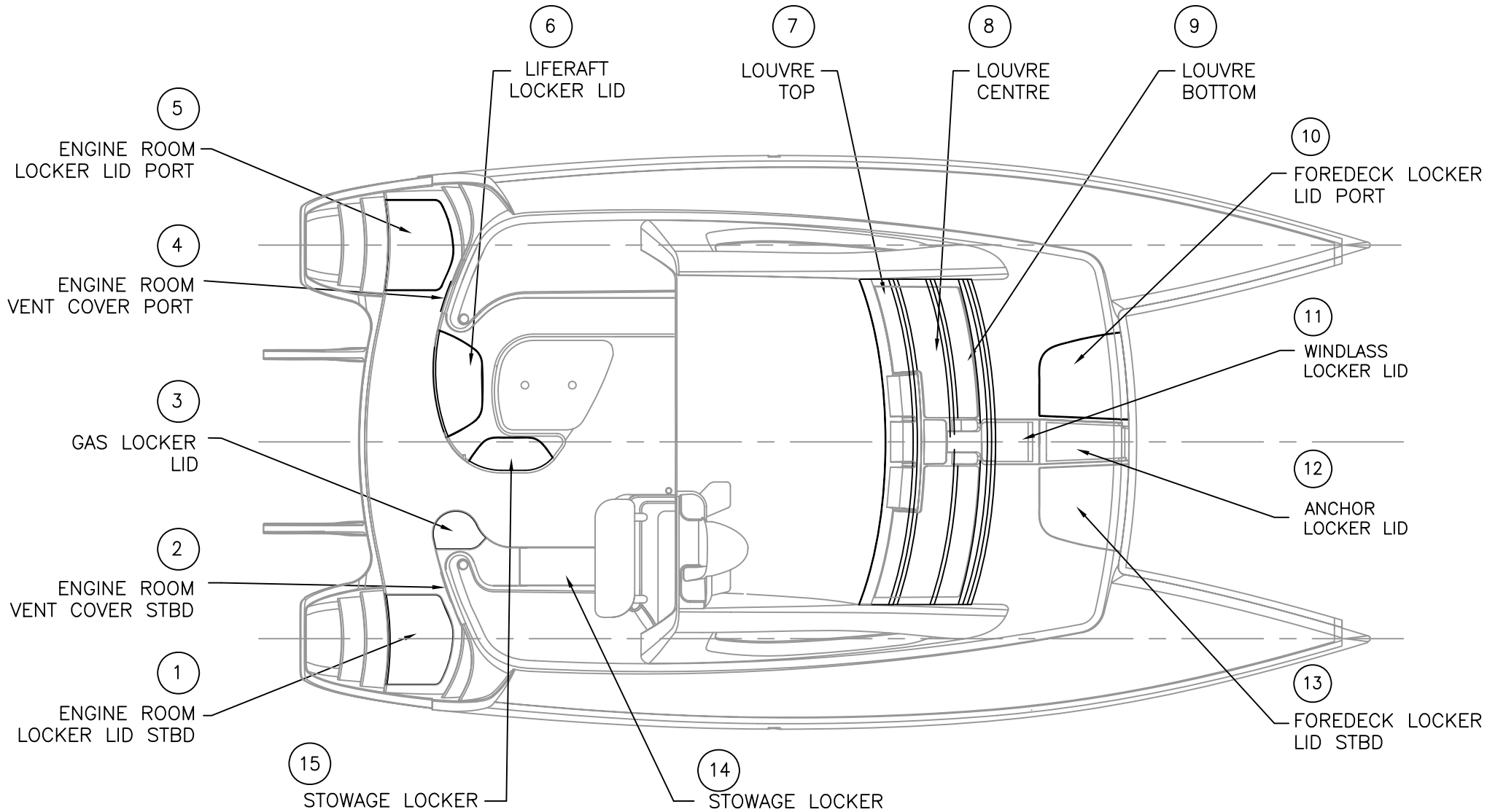
Ref.	Applicable Boats	Description	Stock Code	QTY
4	L46 ALL	MAIN CHAINPLATE S/S L46 (STBD) C/W BACKING PLATE	CHPLT MN L46S	1

◀ Return to Assembly Page

L46 LINE HANDLING



L46 GRP DECK COMPONENTS





Ref.	Applicable Boats	Description	Stock Code	QTY
1	L46 ALL	BLOCK 72MM FOOTBLOCK LEWMAR #29927261 SYNCHRO	BLK LW29927261	6

◀ Return to Assembly Page



Ref.	Applicable Boats	Description	Stock Code	QTY
2	L46 ALL	CONTROL LINE ENDSTOP LEWMAR #29173030 SIZE3	ENDSTP LW3030	2

◀ Return to Assembly Page



Ref.	Applicable Boats	Description	Stock Code	QTY
3	L46 ALL	TRAVELLER CAR LEWMAR #29033400 W/TORLON BALLS & UPSTAND	TRVLRCAR LW3400	1

◀ Return to Assembly Page



Ref.	Applicable Boats	Description	Stock Code	QTY
4	L46 ALL	BULLS EYE FAIRLEAD RONSTAN #RF59	BLEYE RF59	5

◀ Return to Assembly Page



Ref.	Applicable Boats	Description	Stock Code	QTY
5	L46 ALL	TRACK 3.6M LEWMAR #29162236	TRK3.6 LW2236	1

[◀ Return to Assembly Page](#)



Ref.	Applicable Boats	Description	Stock Code	QTY
6	L46 ALL	BLOCK 72MM FOOTBLOCK LEWMAR #29927261 SYNCHRO	BLK LW29927261	6

◀ Return to Assembly Page



Ref.	Applicable Boats	Description	Stock Code	QTY
7	L46 ALL	WINCH 54CST LEWMAR #49054001	WNCH54CST LW	2

◀ Return to Assembly Page



Ref.	Applicable Boats	Description	Stock Code	QTY
8	L46 ALL	DECK PAD EYE RONSTAN #RF2429	PADEYE RF2429	2

[◀ Return to Assembly Page](#)




Ref.	Applicable Boats	Description	Stock Code	QTY
9	L46 ALL	BLOCK 72MM FOOTBLOCK LEWMAR #29927261 SYNCHRO	BLK LW29927261	6

◀ Return to Assembly Page



Ref.	Applicable Boats	Description	Stock Code	QTY
10	L46 ALL	BLOCK 90MM FOOTBLOCK LEWMAR #29929061 SYNCHRO	BLK LW29929061	2

◀ Return to Assembly Page



Ref.	Applicable Boats	Description	Stock Code	QTY
11	L46 ALL	TRACK 1.0M LEWMAR #29162410 SIZE 2 DRILLED W/PLUNGER HOLES	TRK1.0LW2410	2

[◀ Return to Assembly Page](#)



Ref.	Applicable Boats	Description	Stock Code	QTY
12	L46 ALL	TRACK ENDS LEWMAR #29172040	TRKENDS LW2040	4

◀ Return to Assembly Page



Ref.	Applicable Boats	Description	Stock Code	QTY
13	L46 ALL	BLOCK 90MM SINGLE LEWMAR #29929001 SYNCHRO	BLK LW29929001	5

◀ Return to Assembly Page



Ref.	Applicable Boats	Description	Stock Code	QTY
14	L46 ALL	BLOCK BASE LEWMAR #8310 NB CHECK!!	BLKBS LW 8310	2

[Return to Assembly Page](#)



Ref.	Applicable Boats	Description	Stock Code	QTY
15	L46 ALL	FOLDING PADEYE WICHARD #WD6505	PADEYE WD6505	4

◀ Return to Assembly Page



Ref.	Applicable Boats	Description	Stock Code	QTY
16	L46 ALL	BLOCK 60MM FOOTBLOCK LEWMAR #29926061 SYNCHRO	BLK LW29926061	1

◀ Return to Assembly Page



Ref.	Applicable Boats	Description	Stock Code	QTY
17	L46 ALL	BULLS EYE FAIRLEAD RONSTAN #RF59	BLEYE RF59	5

◀ Return to Assembly Page



Ref.	Applicable Boats	Description	Stock Code	QTY
18	L46 ALL	WINCH 46CST LEWMAR #49046056	WNCH46CST LW	2

◀ Return to Assembly Page



Ref.	Applicable Boats	Description	Stock Code	QTY
19	L40 ALL	DECK PAD EYE RONSTAN #RF2429	PADEYE RF2429	2

[Return to Assembly Page](#)




Ref.	Applicable Boats	Description	Stock Code	QTY
20	L46 ALL	GENOA CAR LEWMAR #29442700	GENCAR LW2700	2

◀ Return to Assembly Page



Ref.	Applicable Boats	Description	Stock Code	QTY
21	L46 ALL	JAMMER SPINLOCK XCS0814/1 SNGL	JMR SL XCS08141	4

◀ Return to Assembly Page



Click here for Backing Plate (Not Shown)

Ref.	Applicable Boats	Description	Stock Code	QTY
22	L46 ALL	WINCH FEEDER SPINLOCK #TWF/50M	WNCH FDR TWF50M	1

◀ Return to Assembly Page



Ref.	Applicable Boats	Description	Stock Code	QTY
22A	L46 ALL	FURLER LINE RETAINER S/S L46	FRLR LN RTN L46	1

◀ Return to Assembly Page



Ref.	Applicable Boats	Description	Stock Code	QTY
23	L46 ALL	FOOTBLOCK SPINLOCK #JK50 WITH JAMMER	FTBLK SLJK/50	1

◀ Return to Assembly Page



Ref.	Applicable Boats	Description	Stock Code	QTY
24	L46 ALL	DECK PAD EYE RONSTAN #RF2429	PADEYE RF2429	2

[◀ Return to Assembly Page](#)



Ref.	Applicable Boats	Description	Stock Code	QTY
25	L46 ALL	LINE DRIVER ANTAL #240.010	LN DRVR 240010	4

◀ Return to Assembly Page



Ref.	Applicable Boats	Description	Stock Code	QTY
1	L46 ALL	BLOCK 72MM SINGLE LEWMAR #29927201 SYNCHRO	BLK LW29927204	1

◀ Return to Assembly Page



Ref.	Applicable Boats	Description	Stock Code	QTY
2	L46 ALL	BLOCK 72MM FIDDLE LEWMAR #29927231 SYNCHRO	BLK LW29927231	2

[Return to Assembly Page](#)



Ref.	Applicable Boats	Description	Stock Code	QTY
3	L46 ALL	BLOCK 38MM IN-LINE EXIT HARKEN #134NP	BLK HA134NP	2

◀ Return to Assembly Page



Ref.	Applicable Boats	Description	Stock Code	QTY
4	L46 ALL	MOORING CLEAT 150MM S/S AAA #80041 6" (C.B. #8004106)	CLT MRNG 800416	2

◀ Return to Assembly Page



Ref.	Applicable Boats	Description	Stock Code	QTY
5	L46 ALL	WINCH 14CST LEWMAR #49014001	WNCH14CST LW	1

◀ Return to Assembly Page



Ref.	Applicable Boats	Description	Stock Code	QTY
6	L46 ALL	SADDLE (12MM ROPE) S/S RONSTAN #RS528	F	2

◀ Return to Assembly Page



Ref.	Applicable Boats	Description	Stock Code	QTY
7	L46 ALL	BLOCK 72MM SINGLE LEWMAR #29927201 SYNCHRO	BLK LW29927201	1

◀ Return to Assembly Page



Ref.	Applicable Boats	Description	Stock Code	QTY
8	L46 ALL	BLOCK 60MM FOOTBLOCK LEWMAR #29926061 SYNCHRO	BLK LW29926061	1

[◀ Return to Assembly Page](#)



Ref.	Applicable Boats	Description	Stock Code	QTY
9	L46 ALL	U-BOLTM12X80MM S/S	U-BLT12X80S	2


◀ Return to Assembly Page



Click here for Mounting Plate Set (not shown)

Ref.	Applicable Boats	Description	Stock Code	QTY
10	L47PC ALL	DAVIT GRP L46	DVT GRP L46	2

[Return to Assembly Page](#)



Ref.	Applicable Boats	Description	Stock Code	QTY
10A	L46 ALL	DAVIT MOUNT PLATE SET L46 S/S	DVT MNT L46	4

◀ Return to Assembly Page



Click here for Backing Plate only (not shown)

Ref.	Applicable Boats	Description	Stock Code	QTY
11	L46 ALL	MOORING CLEAT 330MM AMIOT #67433, ALLOY	CLT MRNG 330AM	7

[Return to Assembly Page](#)



Ref.	Applicable Boats	Description	Stock Code	QTY
11A	L46 ALL	BACKING PLATE MOORINGCLEAT L47	BK PLT MCLT L47	7

◀ Return to Assembly Page



Ref.	Applicable Boats	Description	Stock Code	QTY
12	L46 ALL	ANCHOR ROLLER S/S L40 NZ/AUS C/W BACKING PLATES	ANCHR RLLR L40Z	1

◀ Return to Assembly Page



Ref.	Applicable Boats	Description	Stock Code	QTY
1	L46 ALL	GRABRAIL P47 COAMING (STBD) S/S	GRBRL P47 CMG/S	1

[Return to Assembly Page](#)



Ref.	Applicable Boats	Description	Stock Code	QTY
2	L46 ALL	BIMINI HARDTOP AFT SUP L46 S/S 4 TUBES+B/PLTS (SET=7PCS)	BMNI HTASP L46	1SET

[Return to Assembly Page](#)



Ref.	Applicable Boats	Description	Stock Code	QTY
3	L46 ALL	LIFERING HOLDER S/S L40	LFRG HDR L40	1

◀ Return to Assembly Page



Ref.	Applicable Boats	Description	Stock Code	QTY
4	L46 ALL	BIMINI HARDTOP AFT SUP L46 S/S 4 TUBES+B/PLTS (SET=7PCS)	BMNI HTASP L46	1SET

[Return to Assembly Page](#)



Ref.	Applicable Boats	Description	Stock Code	QTY
5	L46 ALL	COCKPIT TABLE LEG L46	CKPTTBL LGS L40	2

◀ Return to Assembly Page



Click here for Saddle only

Click here for Shock Cord only

Click here for Teak Step only

Click here for S/Steel Frame only

Click here for Andy Hook only

Click here for Saddle only


Ref.	Applicable Boats	Description	Stock Code	QTY
6	L46 ALL	SWIMMING LADDER	S/LDDR SS L46	1

[Return to Assembly Page](#)



Ref.	Applicable Boats	Description	Stock Code	QTY
6A	L46 ALL	SADDLE (10MM ROPE) S/S RONSTAN #RF498	SDL 10 RF498	1

[◀ Return to Assembly Page](#)



Ref.	Applicable Boats	Description	Stock Code	QTY
6B	L46 ALL	SHOCK CORD 6MM	SHCK CRD 6MM	1m

[Return to Assembly Page](#)



Ref.	Applicable Boats	Description	Stock Code	QTY
6C	L46 ALL	STEP L46 FOREPEAK STBD S/S	STP L46 FPKSTB	3

[Return to Assembly Page](#)



Ref.	Applicable Boats	Description	Stock Code	QTY
6D	L46 ALL	SWIMMING LADDER S/S L46 C/W MOUNTING PLATES	S/LDDR SS L46	

◀ Return to Assembly Page



Ref.	Applicable Boats	Description	Stock Code	QTY
6E	L46 ALL	ANDY HOOK PLASTIC#85B CB988520	ANDY HK 85	1

◀ Return to Assembly Page



Ref.	Applicable Boats	Description	Stock Code	QTY
7	L46 ALL	BIMINI HARDTOP AFT SUP L46 S/S 4 TUBES+B/PLTS (SET=7PCS)	BMNI HTASP L46	1SET

[Return to Assembly Page](#)



Ref.	Applicable Boats	Description	Stock Code	QTY
8	L46 ALL	GRABRAIL P47 COAMING (PORT) S/S	GRBRL P47 CMG/P	1

[◀ Return to Assembly Page](#)



Ref.	Applicable Boats	Description	Stock Code	QTY
9	L46 ALL	HANDRAIL HARDTOP S/S L46	HNDRL HTP L46	2

◀ Return to Assembly Page



Ref.	Applicable Boats	Description	Stock Code	QTY
10	L46 ALL	GRABHANDLE COACHROOF S/S L38	GRBHNDL CRF L38	2

[Return to Assembly Page](#)



Ref.	Applicable Boats	Description	Stock Code	QTY
11	L46 ALL	ANTI-CHAFE BAR GENOA L46 CURVED	ANTCHF GEN L46C	SET

◀ Return to Assembly Page



Ref.	Applicable Boats	Description	Stock Code	QTY
12	L46 ALL	ANTI-CHAFE BAR GENOA L46	ANTCHF GEN L46	SET

[◀ Return to Assembly Page](#)



Ref.	Applicable Boats	Description	Stock Code	QTY
13	L46 ALL	HANDRAIL COACHROOF S/S L46	HNDRL CRF L46	2

[Return to Assembly Page](#)



Ref.	Applicable Boats	Description	Stock Code	QTY
14	L46 ALL	GUARD S/S COACHROOF HATCH L46	GRD CRFHTCH L46	2

[◀ Return to Assembly Page](#)



Ref.	Applicable Boats	Description	Stock Code	QTY
15	L46 ALL	FOREDECK LOCKER BRACE S/S L46 C/W BACKING PLATES (SET=3PCS)	FDKLRBRC L46	1

[Return to Assembly Page](#)




Ref.	Applicable Boats	Description	Stock Code	QTY
16	L46 ALL	GOOSENECK S/S FOR MASTWIRE L40	GSNCK MSTWR L40	2

◀ Return to Assembly Page



Ref.	Applicable Boats	Description	Stock Code	QTY
17	L46 ALL	HARDTOP FWD SUPPORTS S/S L46 FLYBRIDGE (SET = 4)	HTSPF L46FB	1SET
	1			

◀ Return to Assembly Page



Ref.	Applicable Boats	Description	Stock Code	QTY
18	L46 ALL	FIDDLE HELMSTATION S/S L46	FDDL HLM L46	1

[Return to Assembly Page](#)



Ref.	Applicable Boats	Description	Stock Code	QTY
19	L46 ALL	HELMSMANS SEAT FRAME S/S L46	HLMST FRM L46	2

◀ Return to Assembly Page



Ref.	Applicable Boats	Description	Stock Code	QTY
20	L46 ALL	BIMINI HARDTOP HELM SUPPRT L46	BMNI HTHSPT L46	1

[◀ Return to Assembly Page](#)



Ref.	Applicable Boats	Description	Stock Code	QTY
21	L46 ALL	HANDRAIL HARDTOP S/S L46	HNDRL HTP L46	2

◀ Return to Assembly Page



Ref.	Applicable Boats	Description	Stock Code	QTY
1	L46 ALL	CUPHOLDER WHITE W/DRAIN MARINE EAST #4085W	DRNKNG CN HLDR	2

◀ Return to Assembly Page



[Click here for the Backrest only](#)

[Click here for the Seat Cushion only](#)

[Click here for the Cockpit Bolster \(Not Shown\)](#)

[Click here for the Cockpit Backrest \(Not Shown\)](#)

[Helm Seat Stainless Steel Frame](#)

Ref.	Applicable Boats	Description	Stock Code	QTY
2	L46 ALL	HELMSEAT UPHOLSTERY L46	HLMST UPHLS L46	1

[Return to Assembly Page](#)



Ref.	Applicable Boats	Description	Stock Code	QTY
2A	L46 ALL	HELMSEAT UPHOLSTERY L46 BACKREST	HLMST UPHLS L46	1

[◀ Return to Assembly Page](#)




Ref.	Applicable Boats	Description	Stock Code	QTY
2B	L46 ALL	HELMSEAT UPHOLSTERY L46 SEAT CUSHION	HLMST UPHLS L46	1

◀ Return to Assembly Page



Ref.	Applicable Boats	Description	Stock Code	QTY
2C	L46 ALL	HELMSEAT UPHOLSTERY L46 COCKPIT BOLSTER	HLMST UPHLS L46	1

◀ Return to Assembly Page



Ref.	Applicable Boats	Description	Stock Code	QTY
3	L46 ALL	COLLAPSABLE TRANSOM PLATFORM (OPTIONAL EXTRA)	L46-8650 N	1

[Return to Assembly Page](#)



Ref.	Applicable Boats	Description	Stock Code	QTY
3A	L46 ALL	TRANSOM LOUNGER S/S L46 (INC 2X BACKING PLATES)	TRNSMLNGR L46	1

[Return to Assembly Page](#)



Ref.	Applicable Boats	Description	Stock Code	QTY
3B	L46 ALL	T/ LOUNGER PARTS: PORT & STBD RELEASE LEVERS	TRNSMLNGR L46	1

◀ Return to Assembly Page



Ref.	Applicable Boats	Description	Stock Code	QTY
3C	L46 ALL	T/ LOUNGER PARTS: PORT & STBD ARMREST (INCL 2X BACKING PLATES EACH)	TRNSMLNGR L46	1

◀ Return to Assembly Page



Ref.	Applicable Boats	Description	Stock Code	QTY
3D	L46 ALL	TRANSOM LOUNGER GRP	TRNSMLNGR L46 GRP	1

[◀ Return to Assembly Page](#)



Ref.	Applicable Boats	Description	Stock Code	QTY
3E	L46 ALL	BUTT HINGE S/S126X40 SEAWORLD #86332A	HNGBT SW86332A	4

◀ Return to Assembly Page




Ref.	Applicable Boats	Description	Stock Code	QTY
3F	L46 ALL	SWIMMING LADDER STEPS TEAK L45	S/LDDR STPS L45	2

◀ Return to Assembly Page




Ref.	Applicable Boats	Description	Stock Code	QTY
3G	L46 ALL	CARBINE HOOK 07MMX 70MM SEAWORLD #21087	CRBNHK SW21087	2

◀ Return to Assembly Page



Ref.	Applicable Boats	Description	Stock Code	QTY
3H	L46 ALL	ROPE L46 TRANSOM LOUNGER LIFT 3.5M X 8MM RED C/W SPLICE	RP L46 T/LNGR	1

[◀ Return to Assembly Page](#)



Ref.	Applicable Boats	Description	Stock Code	QTY
31	L46 ALL	STROPS TRANSOM LOUNGER L46 SPECTRA 8MM (2x1500, 2x600)	STRP TLNGR L46	1

[Return to Assembly Page](#)



Ref.	Applicable Boats	Description	Stock Code	QTY
3J	L46 ALL	MOORING CLEAT 150MM S/S AAA #80041 6" (C.B. #8004106)	CLT MRNG 800416	1

◀ Return to Assembly Page



Ref.	Applicable Boats	Description	Stock Code	QTY
3K	L46 ALL	WINCH 14CST LEWMAR #49014001	WNCH14CST LW	1

◀ Return to Assembly Page



Ref.	Applicable Boats	Description	Stock Code	QTY
3L	L46 ALL	SHACKLE S/S BOW 6.4MM	SHCKL SB6.4	2

◀ Return to Assembly Page



Click here for Stainless Steel Backrest

Ref.	Applicable Boats	Description	Stock Code	QTY
4	L46 ALL	HELMSEAT UPHOLSTERY L46 COCKPIT BACKREST	HLMST UPHLS L46	1
	L46 ALL	BACKREST L46 COCKPIT BOLSTERS	BCKRST L46CKBO	1

[Return to Assembly Page](#)



Ref.	Applicable Boats	Description	Stock Code	QTY
4A	L46 ALL	BACKREST L46 COCKPIT S/S	BCKRST L46 CKPT	1

[Return to Assembly Page](#)

PHOTO UNAVAILABLE

Ref.	Applicable Boats	Description	Stock Code	QTY
4B	L46 ALL	ARMREST L46 COCKPIT S/S (SET=2) PART 2 OF 2	BCKRST L46 CKPT	SET

[◀ Return to Assembly Page](#)



Ref.	Applicable Boats	Description	Stock Code	QTY
5	L46 ALL	TRANSOM RUB RAIL L42 33FT H-W #9030.9033.0053/33	TRNSMRBRL L42	1

◀ Return to Assembly Page



Ref.	Applicable Boats	Description	Stock Code	QTY
6	L46 ALL	COCKPIT TABLE GRP L46		1

[◀ Return to Assembly Page](#)



Ref.	Applicable Boats	Description	Stock Code	QTY
6A	L46 ALL	COCKPIT TABLE LEG L46	CKPTTBL LGS L40	2

◀ Return to Assembly Page



Ref.	Applicable Boats	Description	Stock Code	QTY
7	L46 ALL	DECK FILLER AMIOT WASTE #67013 NYLON/GRP - W/HANDLE SCKT	DCK FLL AM WSTG	2

◀ Return to Assembly Page



Ref.	Applicable Boats	Description	Stock Code	QTY
8	L46 ALL	TRAMPOLINE STUD ANODISED L45	TRMPLN STAN L45	86

[◀ Return to Assembly Page](#)




Ref.	Applicable Boats	Description	Stock Code	QTY
9	L46 ALL	TRAMPOLINE L46 SUPRTRAMP C/W SS EYES/SLIDES+UV+LASHLINE	TRMPLN L46	1

[Return to Assembly Page](#)



Ref.	Applicable Boats	Description	Stock Code	QTY
9A	L46 ALL	TRAMPOLINE SLIDE L45 TO FIT C/BEAM & C/STRUT TRACKS	TRMPLN LSHL L40	

◀ Return to Assembly Page



Ref.	Applicable Boats	Description	Stock Code	QTY
10	L46 ALL	TRAMPOLINE LASHING LINE L40	TRMPLN LSHL L40	1

[◀ Return to Assembly Page](#)




Ref.	Applicable Boats	Description	Stock Code	QTY
11	L46 ALL	WINCH HANDLE POCKET SINGLE PLASTIMO #10624	WNCH HNDL PKT	2

[◀ Return to Assembly Page](#)



Ref.	Applicable Boats	Description	Stock Code	QTY
12	L46 ALL	COVER PERSPEX 5MM INST PNL L46 BLUE 706	CVR PPX INS L46	1

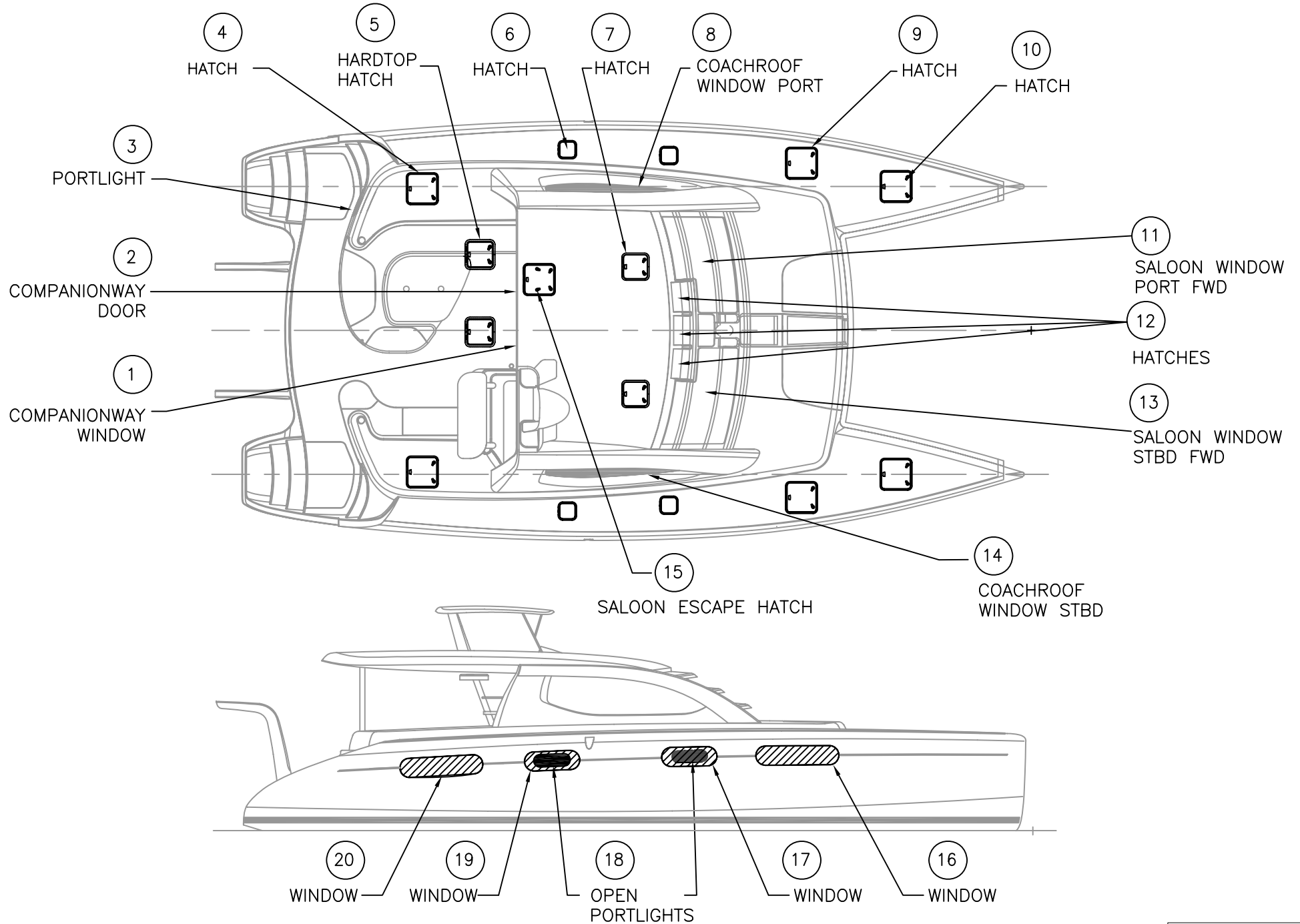
◀ Return to Assembly Page



Ref.	Applicable Boats	Description	Stock Code	QTY
13	L46 ALL	HALYARD TAILBAGS L46 (SET=3) (2 X HELM, 1 X MAST)	HLVD TLBG L46	SET

[Return to Assembly Page](#)

L46 HATCHES, PORTLIGHTS, WINDOWS & COMPANIONWAY DOOR





Ref.	Applicable Boats	Description	Stock Code	QTY
1	L46 ALL	C/WAY DOOR WINDOW	DRCMPNWX WNDL46	1

◀ Return to Assembly Page



Ref.	Applicable Boats	Description	Stock Code	QTY
2	L46 ALL	COMPANIONWAY DOOR ASSEMBLY L46	DRCMPNWX ASBL46	1

[Return to Assembly Page](#)



Ref.	Applicable Boats	Description	Stock Code	QTY
2A	L46 ALL	C/WAY DOOR TRIM SET OF 6	DRCMPNWX TRML46	1

◀ Return to Assembly Page



Ref.	Applicable Boats	Description	Stock Code	QTY
2B	L46 ALL	C/WAY SLIDING DOOR C/W 2X LOCKS	DRCMPNWX DRL46	1

[Return to Assembly Page](#)




Ref.	Applicable Boats	Description	Stock Code	QTY
2C	L46 ALL	PORT SEALED COMPANIONWAY WINDOW	C/WY SLDWND L46P	1

◀ Return to Assembly Page



Ref.	Applicable Boats	Description	Stock Code	QTY
2D	L46 ALL	STBD SEALED C/WAY WINDOW	C/WY SLDWND L46S	1

◀ Return to Assembly Page



Ref.	Applicable Boats	Description	Stock Code	QTY
3	L46 ALL	PORTLIGHT LEWMAR SIZE 1 #398120500	PTLT LW 1	2

[Return to Assembly Page](#)



Ref.	Applicable Boats	Description	Stock Code	QTY
4	L46 ALL	HATCH LW MED PROFILE SIZE 60 LEWMAR #39960020	HTCH LW39960020	4

◀ Return to Assembly Page



Ref.	Applicable Boats	Description	Stock Code	QTY
5	L46 ALL	HATCH LW MED PROFILE SIZE 40 LEWMAR #39940020	HTCH LW39940020	4

◀ Return to Assembly Page



Ref.	Applicable Boats	Description	Stock Code	QTY
6	L46 ALL	HATCH LW LOW PROFILE SIZE 10 LEWMAR #39910030	HTCH LW39910030	4

[Return to Assembly Page](#)



Ref.	Applicable Boats	Description	Stock Code	QTY
7	L46 ALL	HATCH LW MED PROFILE SIZE 40 LEWMAR #39940020	HTCH LW39940020	4

◀ Return to Assembly Page



Ref.	Applicable Boats	Description	Stock Code	QTY
8	L46 ALL	WINDOW L46 COACHROOF PORT	WNDWS L46CRP	1

[Return to Assembly Page](#)



Ref.	Applicable Boats	Description	Stock Code	QTY
9	L46 ALL	HATCH LW MED PROFILE SIZE 60 LEWMAR #39960020	HTCH LW39960020	4

◀ Return to Assembly Page



Ref.	Applicable Boats	Description	Stock Code	QTY
10	L46 ALL	HATCH LW MED PROFILE SIZE 60 LEWMAR #399600208 C/W VENT	HTCH LW399600208	2

◀ Return to Assembly Page



Ref.	Applicable Boats	Description	Stock Code	QTY
11	L46 ALL	WINDOW L46 SALOON FWD PORT	WNDWS L46SFP	1

[◀ Return to Assembly Page](#)



Ref.	Applicable Boats	Description	Stock Code	QTY
12	L46 ALL	HATCH LW LOW PROFILE SIZE 41 LEWMAR #39941030	HTCH LW39941030	3

◀ Return to Assembly Page



Ref.	Applicable Boats	Description	Stock Code	QTY
13	L46 ALL	WINDOW L46 SALOON FWD STBD	WNDWS L46SFS	1

[◀ Return to Assembly Page](#)



Ref.	Applicable Boats	Description	Stock Code	QTY
14	L46 ALL	WINDOW L46 COACHROOF STBD	WNDWS L46CRS	1

[◀ Return to Assembly Page](#)



Ref.	Applicable Boats	Description	Stock Code	QTY
15	L46 ALL	HATCH LW OCEAN 60 ESCAPE LEWMAR #39660070 C/W 4 HANDLES	HTCH LW OCN60ES	1

◀ Return to Assembly Page



Ref.	Applicable Boats	Description	Stock Code	QTY
16	L46 ALL	FWD SIDE WINDOW L46 PORT & STBD	WNDWS SDFWDL46	1

[Return to Assembly Page](#)



Ref.	Applicable Boats	Description	Stock Code	QTY
17	L46 ALL	HEADS FWD SIDE WINDOW L46 PORT & STBD	WNDWS HDFWDL46	1

[◀ Return to Assembly Page](#)



Ref.	Applicable Boats	Description	Stock Code	QTY
18	L46 ALL	PORTLIGHT LEWMAR ATLANTIC #32 #39132070	PTLT LW ATL 32	2

[◀ Return to Assembly Page](#)



Ref.	Applicable Boats	Description	Stock Code	QTY
19	L46 ALL	HEADS AFT SIDE WINDOW L46 PORT & STBD	WNDWS HDAFTL46	1

[◀ Return to Assembly Page](#)



Ref.	Applicable Boats	Description	Stock Code	QTY
20	L46 ALL	AFT SIDE WINDOW L46 PORT & STBD	WNDWS SDAFTL46	1

[Return to Assembly Page](#)



[Click here for the Latch only](#)

[Click here for Sound Seal only](#)

[Click her for Gaslift Bracket only](#)

[Click her for Gaslift End Fittings only](#)

[Click her for Gaslift only](#)

[Click here for Hinge only](#)


[Click her for Gaslift End Fittings only](#)

[Click her for Gaslift Bracket only](#)

[Click her for Chafe Strip only](#)

Ref.	Applicable Boats	Description	Stock Code	QTY
1	L46 ALL	HATCH GRP ENGINE L46 (STBD)	HTCHG ENG L46S	1

[Return to Assembly Page](#)



Ref.	Applicable Boats	Description	Stock Code	QTY
1A	L46 ALL	FLUSH HATCH DOG PERKO #777 000 CHR	FLSHDOG P7770C	1

◀ Return to Assembly Page



Ref.	Applicable Boats	Description	Stock Code	QTY
1B	L46 ALL	NEOPRENE SPONGE SEAL RPM52 MED UNIVERSAL #60252	NPSL RPM52MU	3.5m

◀ Return to Assembly Page



Ref.	Applicable Boats	Description	Stock Code	QTY
1C	L46 ALL	GASLIFT BRACKET S/S L46 (FIT TO HATCH)	GSLFT BRKT L46	1

◀ Return to Assembly Page



Ref.	Applicable Boats	Description	Stock Code	QTY
1D	L46 ALL	GASLIFT END-FITTING AMERITool #EFSS13M	GSLFT EFSS13M	2
	L46 ALL	GASLIFT BALL STUD AMERITool #BSS13M	GSLFT BSS13M	2

◀ Return to Assembly Page



Ref.	Applicable Boats	Description	Stock Code	QTY
1E	L46 ALL	BUTT HINGE S/S 60X74 SEAWORLD #81008	HNGBT SW81008	3

◀ Return to Assembly Page



Ref.	Applicable Boats	Description	Stock Code	QTY
1F	L46 ALL	GASLIFT AMERITOOl #875-12 (PRESSURE SET AT 60LB)	GSLFT 875-12	1

◀ Return to Assembly Page



Ref.	Applicable Boats	Description	Stock Code	QTY
1G	L46 ALL	GASLIFT BRACKET S/S L46 WITH THREADED BOSS (FIT TO DECK)	GSLFT BRKT L46M.	1

◀ Return to Assembly Page



Ref.	Applicable Boats	Description	Stock Code	QTY
1H	L46 ALL	ANCHOR LINE CHAFESTRIP S/S L45	ANCHRLN CHF L45	1

◀ Return to Assembly Page



Ref.	Applicable Boats	Description	Stock Code	QTY
2	L46 ALL	COVER GRP ENGINE VENT L46 (STBD)	CVRG ENGV T L46S	1

[◀ Return to Assembly Page](#)



Click here for Latch only

Click here for Sound Seal only

Click here for Hinge only

Ref.	Applicable Boats	Description	Stock Code	QTY
3	L46 ALL	HATCH GRP GAS LOCKER L46	HTCHG GSLKR L46	1

[Return to Assembly Page](#)



Ref.	Applicable Boats	Description	Stock Code	QTY
3A	L40 ALL	HATCH LOCK C/W STRIKER,PLUNGER S/S RAZETO #4055	HTCH LK STR PLN	1

◀ Return to Assembly Page



Ref.	Applicable Boats	Description	Stock Code	QTY
3B	L46 ALL	NEOPRENE SPONGE SEAL RPM52 MED UNIVERSAL #60252	NPSL RPM52MU	3.5m

◀ Return to Assembly Page



Ref.	Applicable Boats	Description	Stock Code	QTY
3C	L40 ALL	BUTT HINGE ST/ST 50X50MM GEM #1211 (PACKING = 25/BOX)	HNGBT SS50X50	2

◀ Return to Assembly Page



Ref.	Applicable Boats	Description	Stock Code	QTY
4	L46 ALL	COVER GRP ENGINE VENT L46 (PORT)	CVRG ENGV T L46P	1

[◀ Return to Assembly Page](#)



Click here for the Latch only

Click here for Sound Seal only

Click here for Gaslift Bracket only

Click here for Gaslift End Fittings only

Click here for Hinge only

Click here for Gaslift only


Click here for Gaslift End Fittings only

Click here for Gaslift Bracket only

Click here for Chafe Strip only

Ref.	Applicable Boats	Description	Stock Code	QTY
5	L46 ALL	HATCH GRP ENGINE L46 (PORT)	HTCHG ENG L46P	1

[Return to Assembly Page](#)



Ref.	Applicable Boats	Description	Stock Code	QTY
5A	L46 ALL	FLUSH HATCH DOG PERKO #777 000 CHR	FLSHDOG P7770C	1

◀ Return to Assembly Page



Ref.	Applicable Boats	Description	Stock Code	QTY
5B	L46 ALL	NEOPRENE SPONGE SEAL RPM52 MED UNIVERSAL #60252	NPSL RPM52MU	3.5m

[Return to Assembly Page](#)



Ref.	Applicable Boats	Description	Stock Code	QTY
5C	L46 ALL	GASLIFT BRACKET S/S L46 (FIT TO HATCH)	GSLFT BRKT L46	1

[◀ Return to Assembly Page](#)



Ref.	Applicable Boats	Description	Stock Code	QTY
5D	L46 ALL	GASLIFT END-FITTING AMERITool #EFSS13M	GSLFT EFSS13M	2
	L46 ALL	GASLIFT BALL STUD AMERITool #BSS13M	GSLFT BSS13M	2

[◀ Return to Assembly Page](#)



Ref.	Applicable Boats	Description	Stock Code	QTY
5E	L46 ALL	BUTT HINGE S/S 60X74 SEAWORLD #81008	HNGBT SW81008	3

◀ Return to Assembly Page



Ref.	Applicable Boats	Description	Stock Code	QTY
5F	L46 ALL	GASLIFT AMERITOOl #875-12 (PRESSURE SET AT 60LB)	GSLFT 875-12	4

◀ Return to Assembly Page



Ref.	Applicable Boats	Description	Stock Code	QTY
5G	L46 ALL	GASLIFT BRACKET S/S L46 WITH THREADED BOSS (FIT TO DECK)	GSLFT BRKT L46M.	1

◀ Return to Assembly Page



Ref.	Applicable Boats	Description	Stock Code	QTY
5H	L46 ALL	ANCHOR LINE CHAFESTRIP S/S L45	ANCHRLN CHF L45	1

[◀ Return to Assembly Page](#)



Click here for the Latch only

Click here for Hinge only

Ref.	Applicable Boats	Description	Stock Code	QTY
6	L46 ALL	HATCH GRP LIFERAFT L46	HTCHG LFRT L46	1

[Return to Assembly Page](#)